

Anti-SYNJ2BP Mouse Monoclonal Antibody [Clone ID: OTI3A9]

Catalog Number: M11249


Overview

Product Name	Anti-SYNJ2BP Mouse Monoclonal Antibody [Clone ID: OTI3A9]
Reactive Species	Human, Mouse, Rat
Description	Boster Bio SYNJ2BP mouse monoclonal antibody, clone OTI3A9 (formerly 3A9). Catalog# M11249. Tested in FC, WB. This antibody reacts with Human, Mouse, Rat.
Application	Flow Cytometry, WB
Clonality	Monoclonal OTI3A9
Formulation	PBS (pH 7.3) containing 1% stabilizing protein, 50% glycerol and 0.02% sodium azide. This antibody is supplied in a stabilized formulation. Compatibility with conjugation reactions depends on the chemistry of the conjugation method used. For conjugation methods that are not compatible with the stabilizing components present in this formulation, a carrier-free antibody format is required.
Storage Instructions	Store at -20°C as received.
Host	Mouse
Uniprot ID	P57105

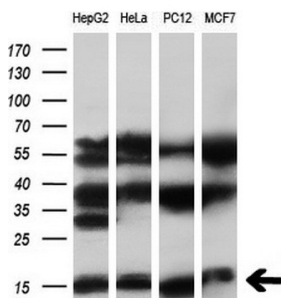
Technical Details

Immunogen	Full length human recombinant protein of human SYNJ2BP (NP_060843) produced in HEK293T cell.
Isotype	IgG1
Concentration	0.67 mg/ml
Purification	Purified from mouse ascites fluids or tissue culture supernatant by affinity chromatography (protein A/G)
Suggested Dilutions	WB 1:1000~2000 Flow Cytometry 1:100

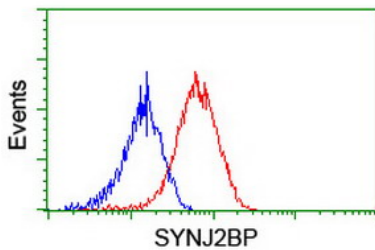
Anti-SYNJ2BP Mouse Monoclonal Antibody [Clone ID: OTI3A9] (M11249) Images



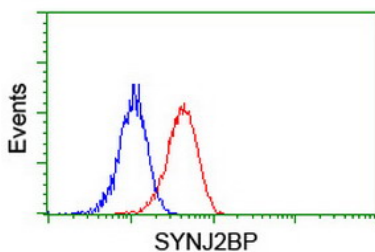
HEK293T cells were transfected with the pCMV6-ENTRY control (Left lane) or pCMV6-ENTRY SYNJ2BP (Right lane) cDNA for 48 hrs and lysed. Equivalent amounts of cell lysates (5 ug per lane) were separated by SDS-PAGE and immunoblotted with anti-SYNJ2BP.



Western blot analysis of extracts (10ug) from 4 different cell lines by using anti-SYNJ2BP monoclonal antibody (1:200).



Flow cytometric Analysis of HeLa cells



Flow cytometric Analysis of Jurkat cells

Submit a product review to Biocompare.com

Submit a review of this product to Biocompare.com to receive a \$20 Amazon.com giftcard! Your reviews help your fellow scientists make the right decisions. Thank you for your contribution.



Anti-SYNJ2BP Mouse Monoclonal Antibody [Clone ID: OTI3A9]

For Research Use Only. Not for use in diagnostic procedures.