

Anti-CB1 / CNR1 Reference Antibody (GFB-024)

Catalog Number: M11640-1

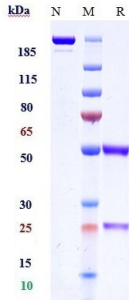
Overview

Product Name	Anti-CB1 / CNR1 Reference Antibody (GFB-024)
Reactive Species	Human
Description	Boster Bio Anti-CB1 / CNR1 Reference Antibody (GFB-024) (Catalog # M11640-1). Tested in Flow Cytometry, ELISA, FTA. This antibody reacts with Human. Endotoxin: < 0.986EU/ug,determined by LAL method. Expression system: CHO Cell
Application	ELISA, Flow Cytometry, Functional Assay, Kinetics
Clonality	Monoclonal
Formulation	Purified monoclonal antibody supplied in PBS, pH6.0, without preservative.This antibody is purified through a protein A column.
Storage Instructions	Maintain refrigerated at 2-8°C for up to 2 weeks. For long-term storage, aliquot and store at -20°C to avoid repeated freeze-thaw cycles.
Uniprot ID	Q96F85

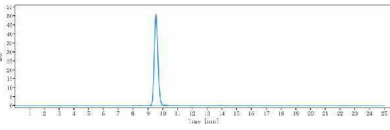
Technical Details

Isotype	IgG1
Form	Liquid


Anti-CB1 / CNR1 Reference Antibody (GFB-024) (M11640-1) Images



Anti-CB1/CNR1 Reference Antibody (GFB-024) on SDS-PAGE under reducing (R) condition. The gel was stained with Coomassie Blue. The purity of the protein is greater than 90%



The purity of Anti-CB1/CNR1 Reference Antibody (GFB-024) is more than 95%



Human CB1 EGFP CHOS cells were stained with Anti-CB1/CNR1 Reference Antibody (GFB-024) and negative control protein respectively

Submit a product review to Biocompare.com

Submit a review of this product to Biocompare.com to receive a \$20 Amazon.com giftcard! Your reviews help your fellow scientists make the right decisions. Thank you for your contribution.



Anti-CB1 / CNR1 Reference Antibody (GFB-024)

For Research Use Only. Not for use in diagnostic procedures.