BOSTER
antibody and ELISA experts

BOSTER BIOLOGICAL TECHNOLOGY
3942 B Valley Ave, Pleasanton, CA 94566
888-466-3604 | support@bosterbio.com | www.bosterbio.com

Anti-FAM119A (METTL21A) Mouse Monoclonal Antibody [Clone ID: OTI2G7]

Catalog Number: M11825

Overview

Product Name	Anti-FAM119A (METTL21A) Mouse Monoclonal Antibody [Clone ID: OTI2G7]
Reactive Species	Human, Mouse, Rat
Description	Boster Bio FAM119A mouse monoclonal antibody, clone OTI2G7 (formerly 2G7). Catalog# M11825. Tested in FC, IHC, WB. This antibody reacts with Human, Mouse, Rat.
Application	Flow Cytometry, IHC, WB
Clonality	Monoclonal OTI2G7
Formulation	PBS (pH 7.3) containing 1% stabilizing protein, 50% glycerol and 0.02% sodium azide. This antibody is supplied in a stabilized formulation. Compatibility with conjugation reactions depends on the chemistry of the conjugation method used. For conjugation methods that are not compatible with the stabilizing components present in this formulation, a carrier-free antibody format is required.
Storage Instructions	Store at -20°C as received.
Host	Mouse
Uniprot ID	Q8WXB1

Technical Details

Immunogen	Full length human recombinant protein of human FAM119A (NP_660323) produced in HEK293T cell.
Isotype	IgG2b
Concentration	1 mg/ml
Purification	Purified from mouse ascites fluids or tissue culture supernatant by affinity chromatography (protein A/G)
Suggested Dilutions	WB 1:2000 IHC 1:150 Flow Cytometry 1:100

Anti-FAM119A (METTL21A) Mouse Monoclonal Antibody [Clone ID: OTI2G7] (M11825) Images

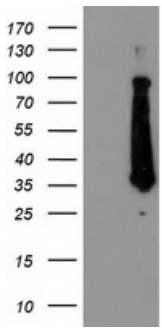

HEK293T cells were transfected with the pCMV6-ENTRY control (Left lane) or pCMV6-ENTRY FAM119A (Right lane) cDNA for 48 hrs and lysed. Equivalent amounts of cell lysates (5 ug per lane) were separated by SDS-PAGE and immunoblotted with anti-FAM119A.

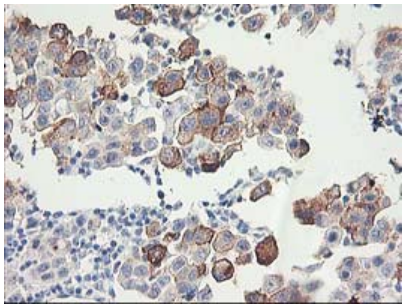

Immunohistochemical staining of paraffin-embedded Carcinoma of Human lung tissue using anti-FAM119A mouse monoclonal antibody. (Heat-induced epitope retrieval by 10mM citric buffer

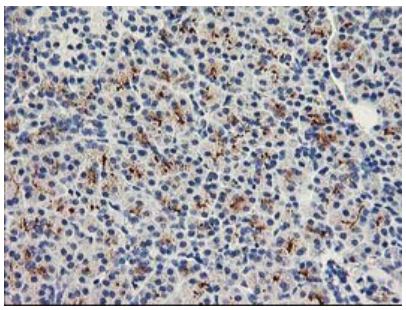

Immunohistochemical staining of paraffin-embedded Human pancreas tissue within the normal limits using anti-FAM119A mouse monoclonal antibody. (Heat-induced epitope retrieval by 10mM citric buffer

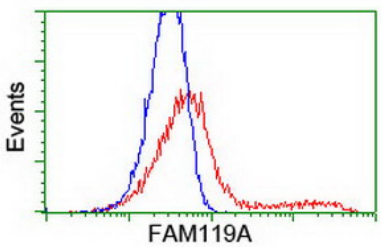

HEK293T cells transfected with either METTL21A (Myc-DDK-tagged) overexpress plasmid (Red) or empty vector control plasmid (Blue) were immunostained by anti-FAM119A antibody (M11825)

Submit a product review to Biocompare.com

Submit a review of this product to Biocompare.com to receive a $20 Amazon.com giftcard! Your reviews help your fellow scientists make the right decisions. Thank you for your contribution.

BOSTER BIOLOGICAL TECHNOLOGY
3942 B Valley Ave, Pleasanton, CA 94566
888-466-3604 | support@bosterbio.com | www.bosterbio.com

For Research Use Only. Not for use in diagnostic procedures.