

Anti-UBE4A Rabbit Monoclonal Antibody

Catalog Number: M11871


Overview

Product Name	Anti-UBE4A Rabbit Monoclonal Antibody
Reactive Species	Human
Description	Boster Bio Anti-UBE4A Rabbit Monoclonal Antibody catalog # M11871. Tested in WB, ICC/IF, Flow Cytometry applications. This antibody reacts with Human.
Application	Flow Cytometry, IF, ICC, WB
Clonality	Monoclonal 26U91
Formulation	Rabbit IgG in stabilizing components, phosphate buffered saline, pH 7.4, 150mM NaCl, 0.02% sodium azide and 50% glycerol. *This antibody is supplied in a stabilized formulation. Compatibility with conjugation reactions depends on the chemistry of the conjugation method used. For conjugation methods that are not compatible with the stabilizing components present in this formulation, a carrier-free antibody format is required.
Storage Instructions	Store at -20°C for one year. For short term storage and frequent use, store at 4°C for up to one month. Avoid repeated freeze-thaw cycles.
Host	Rabbit
Uniprot ID	Q14139

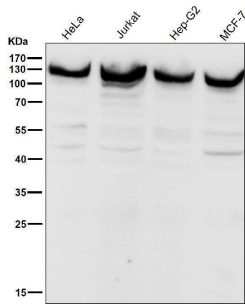
Technical Details

Immunogen	A synthesized peptide derived from human UBE4A
Isotype	IgG
Form	Liquid
Concentration	0.5mg/ml
Purification	Affinity-chromatography
Suggested Dilutions	WB 1:500-2000 ICC/IF 1:50-200 FC 1:50

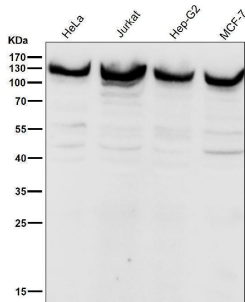
Anti-UBE4A Rabbit Monoclonal Antibody (M11871) Images



Western blot analysis of UBE4A expression in 293 cell lysate.



All lanes use the Antibody at 1:6K dilution for 1 hour at room temperature.



All lanes use the Antibody at 1:6K dilution for 1 hour at room temperature.

Submit a product review to [Biocompare.com](https://www.biocompare.com)

Submit a review of this product to [Biocompare.com](https://www.biocompare.com) to receive a \$20 Amazon.com giftcard! Your reviews help your fellow scientists make the right decisions. Thank you for your contribution.



Anti-UBE4A Rabbit Monoclonal Antibody

For Research Use Only. Not for use in diagnostic procedures.