

Anti-ARL11 Mouse Monoclonal Antibody [Clone ID: OTI1A5]

Catalog Number: M11959

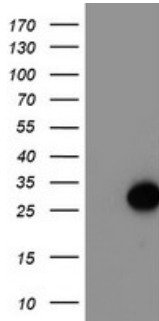
Overview

Product Name	Anti-ARL11 Mouse Monoclonal Antibody [Clone ID: OTI1A5]
Reactive Species	Human, Mouse
Description	Boster Bio ARL11 mouse monoclonal antibody, clone OTI1A5 (formerly 1A5). Catalog# M11959. Tested in FC, IF, IHC, WB. This antibody reacts with Human, Mouse.
Application	Flow Cytometry, IF, IHC, WB
Clonality	Monoclonal OTI1A5
Formulation	PBS (pH 7.3) containing 1% stabilizing protein, 50% glycerol and 0.02% sodium azide. This antibody is supplied in a stabilized formulation. Compatibility with conjugation reactions depends on the chemistry of the conjugation method used. For conjugation methods that are not compatible with the stabilizing components present in this formulation, a carrier-free antibody format is required.
Storage Instructions	Store at -20°C as received.
Host	Mouse
Uniprot ID	Q969Q4

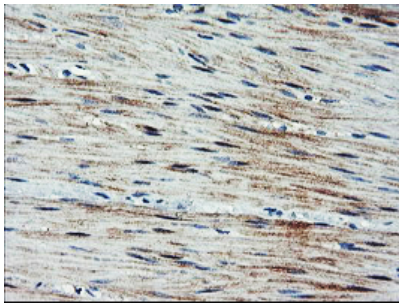
Technical Details

Immunogen	Full length human recombinant protein of human ARL11 (NP_612459) produced in HEK293T cell.
Isotype	IgG1
Concentration	0.62 mg/ml
Purification	Purified from mouse ascites fluids or tissue culture supernatant by affinity chromatography (protein A/G)
Suggested Dilutions	WB 1:2000 IHC 1:150 IF 1:100 Flow Cytometry 1:100

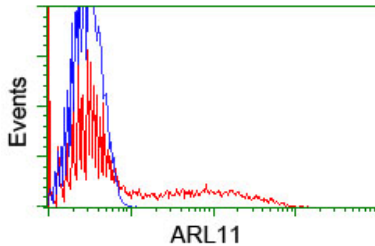
Anti-ARL11 Mouse Monoclonal Antibody [Clone ID: OTI1A5] (M11959) Images



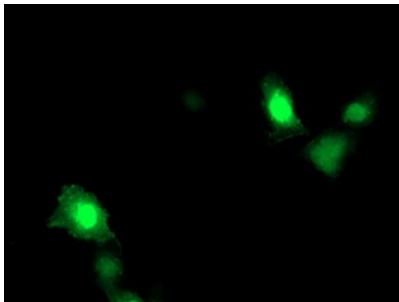
HEK293T cells were transfected with the pCMV6-ENTRY control (Left lane) or pCMV6-ENTRY ARL11 (Right lane) cDNA for 48 hrs and lysed. Equivalent amounts of cell lysates (5 ug per lane) were separated by SDS-PAGE and immunoblotted with anti-ARL11.



Immunohistochemical staining of paraffin-embedded Human colon tissue within the normal limits using anti-ARL11 mouse monoclonal antibody. (Heat-induced epitope retrieval by 10mM citric buffer)



HEK293T cells transfected with either ARL11 (Myc-DDK-tagged) overexpress plasmid (Red) or empty vector control plasmid (Blue) were immunostained by anti-ARL11 antibody (M11959)



Anti-ARL11 mouse monoclonal antibody (M11959) immunofluorescent staining of COS7 cells transiently transfected by pCMV6-ENTRY ARL11.

Submit a product review to Biocompare.com

Submit a review of this product to Biocompare.com to receive a \$20 Amazon.com giftcard! Your reviews help your fellow scientists make the right decisions. Thank you for your contribution.



Anti-ARL11 Mouse Monoclonal Antibody [Clone ID: OTI1A5]

For Research Use Only. Not for use in diagnostic procedures.