

Anti-PSMD5 Mouse Monoclonal Antibody [Clone ID: OTI8B1]

Catalog Number: M12220

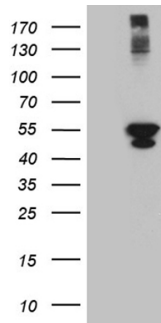
Overview

Product Name	Anti-PSMD5 Mouse Monoclonal Antibody [Clone ID: OTI8B1]
Reactive Species	Human, Mouse, Rat
Description	Boster Bio PSMD5 mouse monoclonal antibody, clone OTI8B1. Catalog# M12220. Tested in WB. This antibody reacts with Human, Mouse, Rat.
Application	WB
Clonality	Monoclonal OTI8B1
Formulation	PBS (pH 7.3) containing 1% stabilizing protein, 50% glycerol and 0.02% sodium azide. This antibody is supplied in a stabilized formulation. Compatibility with conjugation reactions depends on the chemistry of the conjugation method used. For conjugation methods that are not compatible with the stabilizing components present in this formulation, a carrier-free antibody format is required.
Storage Instructions	Store at -20°C as received.
Host	Mouse
Uniprot ID	Q16401

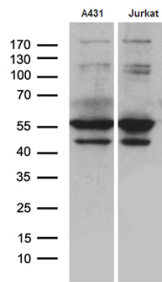
Technical Details

Immunogen	Human recombinant protein fragment corresponding to amino acids 2-140 of human PSMD5 (NP_005038) produced in E.coli.
Isotype	IgG2b
Concentration	1 mg/ml
Purification	Purified from mouse ascites fluids or tissue culture supernatant by affinity chromatography (protein A/G)
Suggested Dilutions	WB 1:500~2000

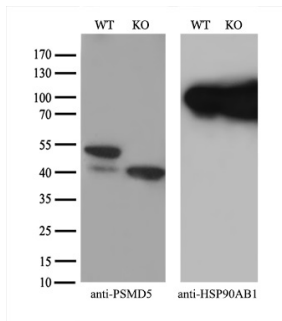
Anti-PSMD5 Mouse Monoclonal Antibody [Clone ID: OTI8B1] (M12220) Images



HEK293T cells were transfected with the pCMV6-ENTRY control (Left lane) or pCMV6-ENTRY PSMD5 (Right lane) cDNA for 48 hrs and lysed. Equivalent amounts of cell lysates (5 ug per lane) were separated by SDS-PAGE and immunoblotted with anti-PSMD5.



Western blot analysis of extracts (35ug) from 2 cell lines by using anti-PSMD5 monoclonal antibody (1:500).



Equivalent amounts of cell lysates (10 ug per lane) of wild-type HeLa cells (WT) and PSMD5-Knockout HeLa cells (KO) were separated by SDS-PAGE and immunoblotted with anti-PSMD5 monoclonal antibody M12220 (1:500). Then the blotted membrane was stripped and reprobed with anti-HSP90 antibody as a loading control.

Submit a product review to [Biocompare.com](https://www.biocompare.com)

Submit a review of this product to [Biocompare.com](https://www.biocompare.com) to receive a \$20 Amazon.com giftcard! Your reviews help your fellow scientists make the right decisions. Thank you for your contribution.



Anti-PSMD5 Mouse Monoclonal Antibody [Clone ID: OTI8B1]

For Research Use Only. Not for use in diagnostic procedures.