BOSTER BIOLOGICAL TECHNOLOGY
3942 B Valley Ave, Pleasanton, CA 94566
888-466-3604 | support@bosterbio.com | www.bosterbio.com

Anti-Histone H3 (mono methyl K79) Rabbit Monoclonal Antibody

Catalog Number: M12477-20

Submit a product review to Biocompare.com





Submit a review of this product to Biocompare.com to receive a $20 Amazon.com giftcard! Your reviews help your fellow scientists make the right decisions. Thank you for your contribution.

Overview

Product Name	Anti-Histone H3 (mono methyl K79) Rabbit Monoclonal Antibody
Reactive Species	Human, Mouse, Rat
Description	Boster Bio Anti-Histone H3 (mono methyl K79) Rabbit Monoclonal Antibody catalog # M12477-20. Tested in WB, IHC, ICC/IF applications. This antibody reacts with Human, Mouse, Rat.
Application	IF, IHC, ICC, WB
Clonality	Monoclonal 31H92
Formulation	Rabbit IgG in stabilizing components, phosphate buffered saline, pH 7.4, 150mM NaCl, 0.02% sodium azide and 50% glycerol. *This antibody is supplied in a stabilized formulation. Compatibility with conjugation reactions depends on the chemistry of the conjugation method used. For conjugation methods that are not compatible with the stabilizing components present in this formulation, a carrier-free antibody format is required.
Storage Instructions	Store at -20°C for one year. For short term storage and frequent use, store at 4°C for up to one month. Avoid repeated freeze-thaw cycles.
Host	Rabbit
Uniprot ID	P68431

Technical Details

Immunogen	A synthesized peptide derived from human Histone H3 (mono methyl K79)
Isotype	IgG
Form	Liquid
Concentration	0.5mg/ml
Purification	Affinity-chromatography
Suggested Dilutions	WB, 1:500-2000

BOSTER BIOLOGICAL TECHNOLOGY
3942 B Valley Ave, Pleasanton, CA 94566
888-466-3604 | support@bosterbio.com | www.bosterbio.com

	IHC, 1:50-200 ICC/IF, 1:50-200

BOSTER BIOLOGICAL TECHNOLOGY
3942 B Valley Ave, Pleasanton, CA 94566
888-466-3604 | support@bosterbio.com | www.bosterbio.com

Anti-Histone H3 (mono methyl K79) Rabbit Monoclonal Antibody (M12477-20) Images



Western blot analysis of Histone H3 (mono methyl K79) expression in HeLa cell lysate.



All lanes use the Antibody at 1:1W dilution for 1 hour at room temperature.



All lanes use the Antibody at 1:1W dilution for 1 hour at room temperature.



All lanes use the Antibody at 1:1W dilution for 1 hour at room temperature.

For Research Use Only. Not for use in diagnostic procedures.