

Anti-Histone H3 (tri methyl K27) Rabbit Monoclonal Antibody

Catalog Number: M12477-23


Overview

Product Name	Anti-Histone H3 (tri methyl K27) Rabbit Monoclonal Antibody
Reactive Species	Human, Mouse
Description	Boster Bio Anti-Histone H3 (tri methyl K27) Rabbit Monoclonal Antibody catalog # M12477-23. Tested in WB, IHC, ICC/IF applications. This antibody reacts with Human, Mouse.
Application	IF, IHC, ICC, WB
Clonality	Monoclonal 32H02
Formulation	Rabbit IgG in phosphate buffered saline, pH 7.4, 150mM NaCl, 0.02% sodium azide and 50% glycerol, 0.4-0.5mg/ml BSA.
Storage Instructions	Store at -20°C for one year. For short term storage and frequent use, store at 4°C for up to one month. Avoid repeated freeze-thaw cycles.
Host	Rabbit
Uniprot ID	P68431


Technical Details

Immunogen	A synthesized peptide derived from human Histone H3 (tri methyl K27)
Isotype	IgG
Form	Liquid
Concentration	Actual concentration vary by lot. Use suggested dilution ratio to decide dilution procedure.
Purification	Affinity-chromatography
Suggested Dilutions	<p>Dilute the sample so that the expected range of concentrations fall within the detection range of this kit.</p> <p>If the expected range of concentration is unknown, a pilot test should be conducted to decide the optimal dilution ratio for your samples.</p> <p>Some PubMed article(s) citing the expression level of this target are as follows:</p> <p>Boster Bio's internal QC testing used:</p> <p>WB 1:500-1:2000</p> <p>IHC 1:50-1:200</p> <p>ICC/IF 1:50-1:200</p>

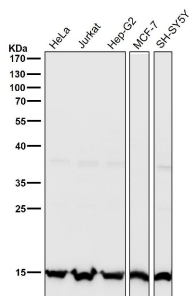
Anti-Histone H3 (tri methyl K27) Rabbit Monoclonal Antibody (M12477-23) Images



Western blot analysis of Histone H3 (tri methyl K27) expression in HeLa cell lysate.



All lanes use the Antibody at 1:1K dilution for 1 hour at room temperature.



All lanes use the Antibody at 1:1K dilution for 1 hour at room temperature.

Submit a product review to Biocompare.com

Submit a review of this product to Biocompare.com to receive a \$20 Amazon.com giftcard! Your reviews help your fellow scientists make the right decisions. Thank you for your contribution.



Anti-Histone H3 (tri methyl K27) Rabbit Monoclonal Antibody