

Anti-Histone H3 Rabbit Monoclonal Antibody

Catalog Number: M12477-28

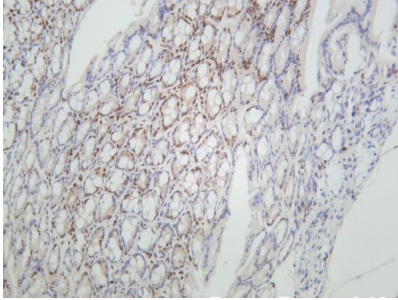
Overview

Product Name	Anti-Histone H3 Rabbit Monoclonal Antibody
Reactive Species	Human, Mouse, Rat
Description	The antibody detects endogenous levels of Histone H3 protein only when acetylated at Lys9. The antibody does not cross-react with Histone H3 acetylated at other sites. Validated for research with WB,IHC,IF,IP,ELISA applications. Anti Histone H3 is reactive for Human, Mouse, Rat samples
Application	ELISA, IP, IF, IHC, WB
Clonality	Monoclonal
Formulation	PBS, 50% glycerol, 0.05% Proclin 300, 0.05% stabilizing protein This antibody is supplied in a stabilized formulation. Compatibility with conjugation reactions depends on the chemistry of the conjugation method used. For conjugation methods that are not compatible with the stabilizing components present in this formulation, a carrier-free antibody format is required.
Storage Instructions	Store at -20°C/1 year
Host	Rabbit
Uniprot ID	P68431

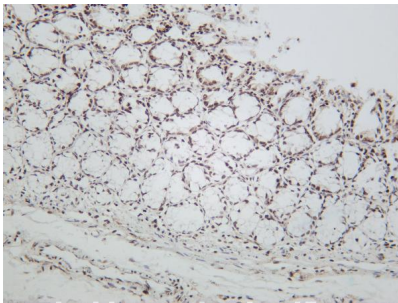
Technical Details

Isotype	IgG, Kappa
Purification	Protein A
Suggested Dilutions	IHC 1:1000-1:4000 WB 1:2000-1:10000 IF 1:200-1:1000 ELISA 1:5000-1:20000 IP 1:50-1:200

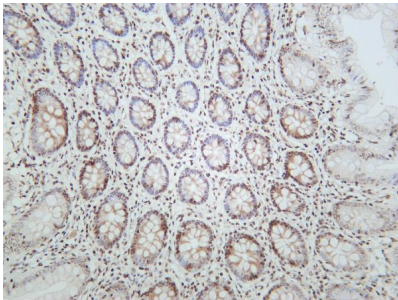
Anti-Histone H3 Rabbit Monoclonal Antibody (M12477-28) Images



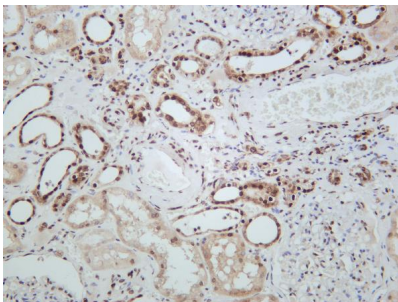
Mouse colon was stained with anti-Histone H3 (Acetyl Lys9) rabbit antibody




Rat colon was stained with anti-Histone H3 (Acetyl Lys9) rabbit antibody



Human colon was stained with anti-Histone H3 (Acetyl Lys9) rabbit antibody



Human kidney was stained with anti-Histone H3 (Acetyl Lys9) rabbit antibody



Various whole cell lysates were separated by 4-20% SDS-PAGE, and the membrane was blotted with anti-Histone H3 (Acetyl Lys9) antibody. The HRP-conjugated Goat anti-Rabbit IgG(H + L) antibody was used to detect the antibody. Lane 1: HeLa Lane 2: U-14 Predicted band size: 15kDa Observed band size: 15kDa

Submit a product review to Biocompare.com

Submit a review of this product to Biocompare.com to receive a \$20 Amazon.com giftcard! Your reviews help your fellow scientists make the right decisions. Thank you for your contribution.



Anti-Histone H3 Rabbit Monoclonal Antibody

For Research Use Only. Not for use in diagnostic procedures.