

Anti-ZFAND2B Mouse Monoclonal Antibody [Clone ID: OTI1G10]

Catalog Number: M12678

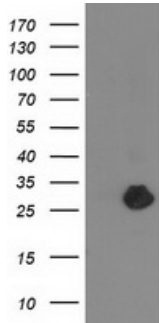
Overview

Product Name	Anti-ZFAND2B Mouse Monoclonal Antibody [Clone ID: OTI1G10]
Reactive Species	Human, Mouse, Rat
Description	Boster Bio ZFAND2B mouse monoclonal antibody, clone OTI1G10 (formerly 1G10). Catalog# M12678. Tested in FC, IF, WB. This antibody reacts with Human, Mouse, Rat.
Application	Flow Cytometry, IF, WB
Clonality	Monoclonal OTI1G10
Formulation	PBS (pH 7.3) containing 1% stabilizing protein, 50% glycerol and 0.02% sodium azide. This antibody is supplied in a stabilized formulation. Compatibility with conjugation reactions depends on the chemistry of the conjugation method used. For conjugation methods that are not compatible with the stabilizing components present in this formulation, a carrier-free antibody format is required.
Storage Instructions	Store at -20°C as received.
Host	Mouse
Uniprot ID	Q8WV99

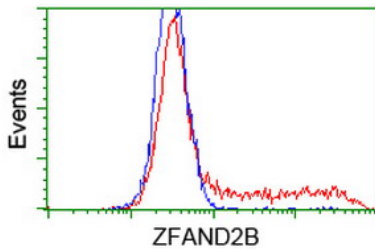
Technical Details

Immunogen	Full length human recombinant protein of human ZFAND2B (NP_620157) produced in HEK293T cell.
Isotype	IgG1
Concentration	0.6 mg/ml
Purification	Purified from mouse ascites fluids or tissue culture supernatant by affinity chromatography (protein A/G)
Suggested Dilutions	WB 1:2000 IF 1:100 Flow Cytometry 1:100

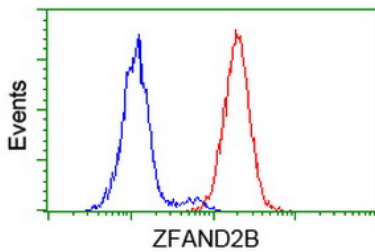
Anti-ZFAND2B Mouse Monoclonal Antibody [Clone ID: OTI1G10] (M12678) Images



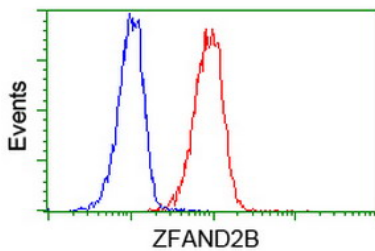
HEK293T cells were transfected with the pCMV6-ENTRY control (Left lane) or pCMV6-ENTRY ZFAND2B (Right lane) cDNA for 48 hrs and lysed. Equivalent amounts of cell lysates (5 ug per lane) were separated by SDS-PAGE and immunoblotted with anti-ZFAND2B.



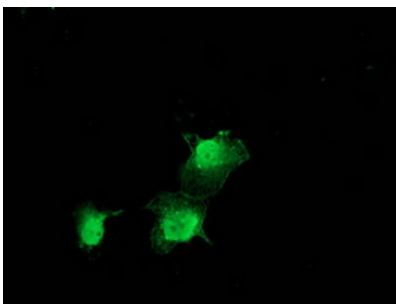
HEK293T cells transfected with either ZFAND2B (Myc-DDK-tagged) overexpress plasmid (Red) or empty vector control plasmid (Blue) were immunostained by anti-ZFAND2B antibody (M12678)



Flow cytometric Analysis of HeLa cells



Flow cytometric Analysis of Jurkat cells



Anti-ZFAND2B mouse monoclonal antibody (M12678) immunofluorescent staining of COS7 cells transiently transfected by pCMV6-ENTRY ZFAND2B.

Submit a review of this product to Biocompare.com to receive a \$20 Amazon.com giftcard! Your reviews help your fellow scientists make the right decisions. Thank you for your contribution.



Anti-ZFAND2B Mouse Monoclonal Antibody [Clone ID: OTI1G10]

For Research Use Only. Not for use in diagnostic procedures.