

## Anti-UTP11L (UTP11) Mouse Monoclonal Antibody [Clone ID: OTI5F3]

Catalog Number: M12685

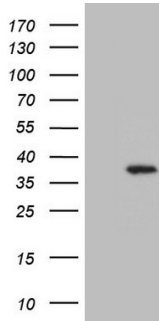
### Overview

Product Name	Anti-UTP11L (UTP11) Mouse Monoclonal Antibody [Clone ID: OTI5F3]
Reactive Species	Human
Description	Boster Bio UTP11L mouse monoclonal antibody, clone OTI5F3 (formerly 5F3). Catalog# M12685. Tested in IHC, WB. This antibody reacts with Human.
Application	IHC, WB
Clonality	Monoclonal OTI5F3
Formulation	PBS (pH 7.3) containing 1% stabilizing protein, 50% glycerol and 0.02% sodium azide. This antibody is supplied in a stabilized formulation. Compatibility with conjugation reactions depends on the chemistry of the conjugation method used. For conjugation methods that are not compatible with the stabilizing components present in this formulation, a carrier-free antibody format is required.
Storage Instructions	Store at -20°C as received.
Host	Mouse
Uniprot ID	Q9Y3A2

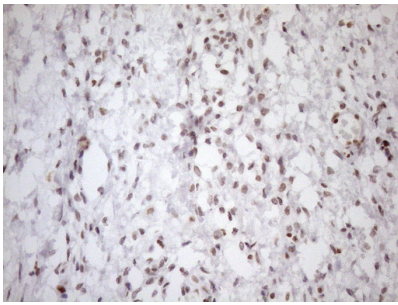
### Technical Details

Immunogen	Full length human recombinant protein of human UTP11L (NP_057121) produced in E.coli.
Isotype	IgG1
Concentration	1 mg/ml
Purification	Purified from mouse ascites fluids or tissue culture supernatant by affinity chromatography (protein A/G)
Suggested Dilutions	WB 1:2000 IHC 1:150

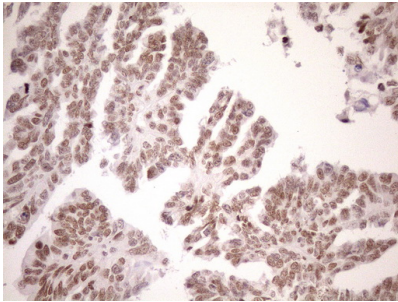
## Anti-UTP11L (UTP11) Mouse Monoclonal Antibody [Clone ID: OTI5F3] (M12685) Images



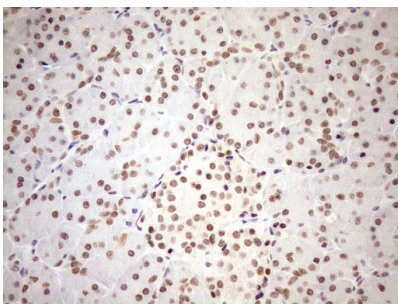
HEK293T cells were transfected with the pCMV6-ENTRY control (Left lane) or pCMV6-ENTRY UTP11L (Right lane) cDNA for 48 hrs and lysed. Equivalent amounts of cell lysates (5 ug per lane) were separated by SDS-PAGE and immunoblotted with anti-UTP11L (1:2000).



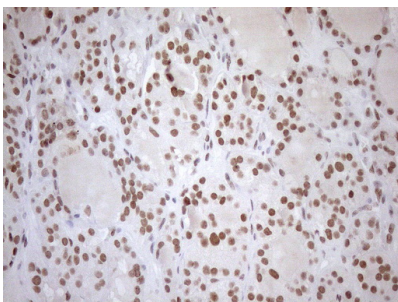
Immunohistochemical staining of paraffin-embedded Human Ovary tissue within the normal limits using anti-UTP11L mouse monoclonal antibody. (Heat-induced epitope retrieval by 1mM EDTA in 10mM Tris buffer (pH8.5) at 120°C for 3min)



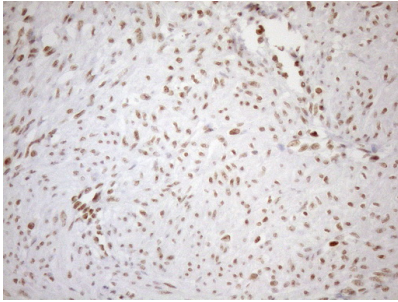
Immunohistochemical staining of paraffin-embedded Adenocarcinoma of Human ovary tissue using anti-UTP11L mouse monoclonal antibody. (Heat-induced epitope retrieval by 1mM EDTA in 10mM Tris buffer (pH8.5) at 120°C for 3min)



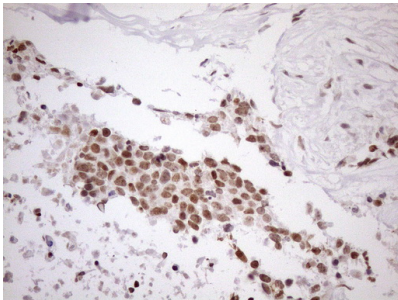
Immunohistochemical staining of paraffin-embedded Human pancreas tissue within the normal limits using anti-UTP11L mouse monoclonal antibody. (Heat-induced epitope retrieval by 1mM EDTA in 10mM Tris buffer (pH8.5) at 120°C for 3min)



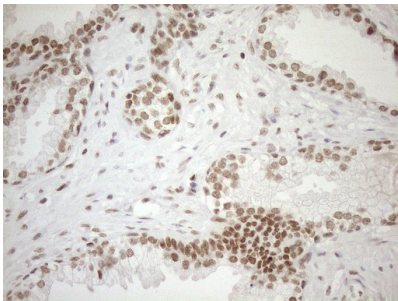
Immunohistochemical staining of paraffin-embedded Human thyroid tissue within the normal limits using anti-UTP11L mouse monoclonal antibody. (Heat-induced epitope retrieval by 1mM EDTA in 10mM Tris buffer (pH8.5) at 120°C for 3min)



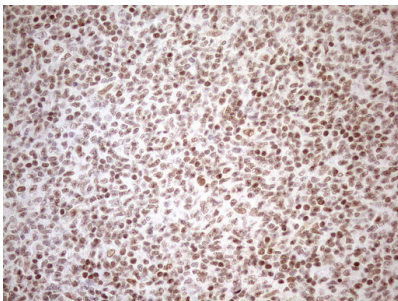
Immunohistochemical staining of paraffin-embedded Human endometrium tissue within the normal limits using anti-UTP11L mouse monoclonal antibody. (Heat-induced epitope retrieval by 1mM EDTA in 10mM Tris buffer (pH8.5) at 120Å°C for 3min)



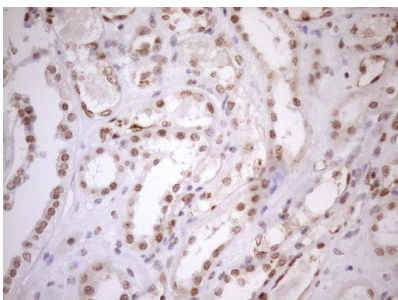
Immunohistochemical staining of paraffin-embedded Adenocarcinoma of Human endometrium tissue using anti-UTP11L mouse monoclonal antibody. (Heat-induced epitope retrieval by 1mM EDTA in 10mM Tris buffer (pH8.5) at 120Å°C for 3min)



Immunohistochemical staining of paraffin-embedded Carcinoma of Human prostate tissue using anti-UTP11L mouse monoclonal antibody. (Heat-induced epitope retrieval by 1mM EDTA in 10mM Tris buffer (pH8.5) at 120Å°C for 3min)

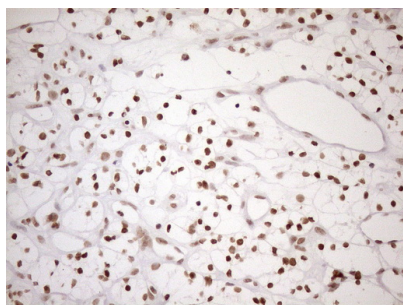


Immunohistochemical staining of paraffin-embedded Human lymphoma tissue using anti-UTP11L mouse monoclonal antibody. (Heat-induced epitope retrieval by 1mM EDTA in 10mM Tris buffer (pH8.5) at 120Å°C for 3min)



Immunohistochemical staining of paraffin-embedded Human Kidney tissue within the normal limits using anti-UTP11L mouse monoclonal antibody. (Heat-induced epitope retrieval by 1mM EDTA in 10mM Tris buffer (pH8.5) at 120Å°C for 3min)

Immunohistochemical staining of paraffin-embedded Carcinoma of Human kidney tissue using anti-UTP11L mouse



monoclonal antibody. (Heat-induced epitope retrieval by 1mM EDTA in 10mM Tris buffer (pH8.5) at 120°C for 3min)

## Submit a product review to Biocompare.com

Submit a review of this product to Biocompare.com to receive a \$20 Amazon.com giftcard! Your reviews help your fellow scientists make the right decisions. Thank you for your contribution.



Anti-UTP11L (UTP11) Mouse Monoclonal Antibody [Clone ID: OTI5F3]

For Research Use Only. Not for use in diagnostic procedures.