

Anti-Mohawk homeobox (MKX) Mouse Monoclonal Antibody [Clone ID: OTI6B12]

Catalog Number: M12889

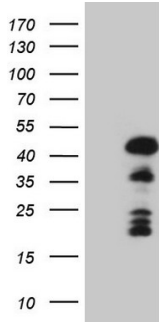
Overview

Product Name	Anti-Mohawk homeobox (MKX) Mouse Monoclonal Antibody [Clone ID: OTI6B12]
Reactive Species	Human, Mouse, Rat
Description	Boster Bio MKX mouse monoclonal antibody, clone OTI6B12 (formerly 6B12). Catalog# M12889. Tested in IHC, WB. This antibody reacts with Human, Mouse, Rat.
Application	IHC, WB
Clonality	Monoclonal OTI6B12
Formulation	PBS (pH 7.3) containing 1% stabilizing protein, 50% glycerol and 0.02% sodium azide. This antibody is supplied in a stabilized formulation. Compatibility with conjugation reactions depends on the chemistry of the conjugation method used. For conjugation methods that are not compatible with the stabilizing components present in this formulation, a carrier-free antibody format is required.
Storage Instructions	Store at -20°C as received.
Host	Mouse
Uniprot ID	Q8IYA7

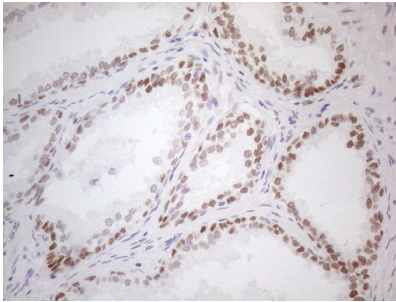
Technical Details

Immunogen	Full length human recombinant protein of human MKX (NP_775847) produced in E.coli.
Isotype	IgG1
Concentration	1 mg/ml
Purification	Purified from mouse ascites fluids or tissue culture supernatant by affinity chromatography (protein A/G)
Suggested Dilutions	WB 1:2000 IHC 1:150

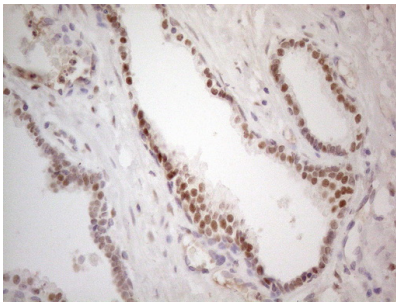
Anti-Mohawk homeobox (MKX) Mouse Monoclonal Antibody [Clone ID: OTI6B12] (M12889) Images



HEK293T cells were transfected with the pCMV6-ENTRY control (Left lane) or pCMV6-ENTRY MKX (Right lane) cDNA for 48 hrs and lysed. Equivalent amounts of cell lysates (5 ug per lane) were separated by SDS-PAGE and immunoblotted with anti-MKX (1:2000).



Immunohistochemical staining of paraffin-embedded Human prostate tissue within the normal limits using anti-MKX mouse monoclonal antibody. (Heat-induced epitope retrieval by 1mM EDTA in 10mM Tris buffer (pH8.5) at 120°C for 3min)



Immunohistochemical staining of paraffin-embedded Carcinoma of Human prostate tissue using anti-MKX mouse monoclonal antibody. (Heat-induced epitope retrieval by 1mM EDTA in 10mM Tris buffer (pH8.5) at 120°C for 3min)

Submit a product review to [Biocompare.com](https://www.biocompare.com)

Submit a review of this product to [Biocompare.com](https://www.biocompare.com) to receive a \$20 Amazon.com giftcard! Your reviews help your fellow scientists make the right decisions. Thank you for your contribution.



Anti-Mohawk homeobox (MKX) Mouse Monoclonal Antibody [Clone ID: OTI6B12]

For Research Use Only. Not for use in diagnostic procedures.