

Anti-TMPRSS5 Mouse Monoclonal Antibody [Clone ID: OTI4A11]

Catalog Number: M13061

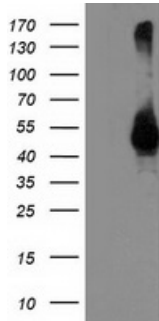
Overview

| | |
|----------------------|--|
| Product Name | Anti-TMPRSS5 Mouse Monoclonal Antibody [Clone ID: OTI4A11] |
| Reactive Species | Human |
| Description | Boster Bio TMPRSS5 mouse monoclonal antibody, clone OTI4A11 (formerly 4A11). Catalog# M13061. Tested in FC, IF, WB. This antibody reacts with Human. |
| Application | Flow Cytometry, IF, WB |
| Clonality | Monoclonal OTI4A11 |
| Formulation | PBS (pH 7.3) containing 1% stabilizing protein, 50% glycerol and 0.02% sodium azide. This antibody is supplied in a stabilized formulation. Compatibility with conjugation reactions depends on the chemistry of the conjugation method used. For conjugation methods that are not compatible with the stabilizing components present in this formulation, a carrier-free antibody format is required. |
| Storage Instructions | Store at -20°C as received. |
| Host | Mouse |
| Uniprot ID | Q9H3S3 |

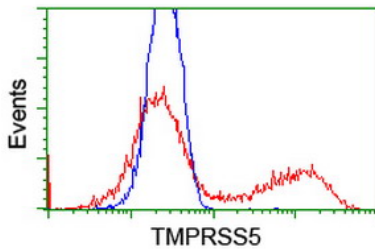
Technical Details

| | |
|---------------------|---|
| Immunogen | Full length human recombinant protein of human TMPRSS5 (NP_110397) produced in HEK293T cell. |
| Isotype | IgG1 |
| Concentration | 0.43 mg/ml |
| Purification | Purified from mouse ascites fluids or tissue culture supernatant by affinity chromatography (protein A/G) |
| Suggested Dilutions | WB 1:500 IF 1:100 Flow Cytometry 1:100 |

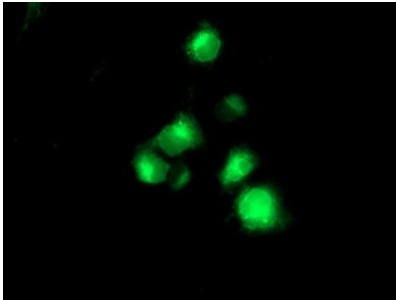
Anti-TMPRSS5 Mouse Monoclonal Antibody [Clone ID: OTI4A11] (M13061) Images



HEK293T cells were transfected with the pCMV6-ENTRY control (Left lane) or pCMV6-ENTRY TMPRSS5 (Right lane) cDNA for 48 hrs and lysed. Equivalent amounts of cell lysates (5 ug per lane) were separated by SDS-PAGE and immunoblotted with anti-TMPRSS5.



HEK293T cells transfected with either TMPRSS5 (Myc-DDK-tagged) overexpress plasmid (Red) or empty vector control plasmid (Blue) were immunostained by anti-TMPRSS5 antibody (M13061)



Anti-TMPRSS5 mouse monoclonal antibody (M13061) immunofluorescent staining of COS7 cells transiently transfected by pCMV6-ENTRY TMPRSS5.

Submit a product review to Biocompare.com

Submit a review of this product to Biocompare.com to receive a \$20 Amazon.com giftcard! Your reviews help your fellow scientists make the right decisions. Thank you for your contribution.



Anti-TMPRSS5 Mouse Monoclonal Antibody [Clone ID: OTI4A11]

For Research Use Only. Not for use in diagnostic procedures.