

Anti-ANKRD49 Mouse Monoclonal Antibody [Clone ID: OTI3E4]

Catalog Number: M14594

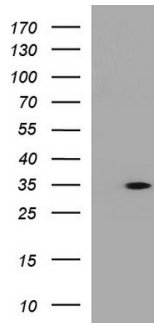
Overview

Product Name	Anti-ANKRD49 Mouse Monoclonal Antibody [Clone ID: OTI3E4]
Reactive Species	Human, Mouse, Rat
Description	Boster Bio ANKRD49 mouse monoclonal antibody, clone OTI3E4 (formerly 3E4). Catalog# M14594. Tested in IF, WB. This antibody reacts with Human, Mouse, Rat.
Application	IF, WB
Clonality	Monoclonal OTI3E4
Formulation	PBS (pH 7.3) containing 1% stabilizing protein, 50% glycerol and 0.02% sodium azide. This antibody is supplied in a stabilized formulation. Compatibility with conjugation reactions depends on the chemistry of the conjugation method used. For conjugation methods that are not compatible with the stabilizing components present in this formulation, a carrier-free antibody format is required.
Storage Instructions	Store at -20°C as received.
Host	Mouse
Uniprot ID	Q8WVL7

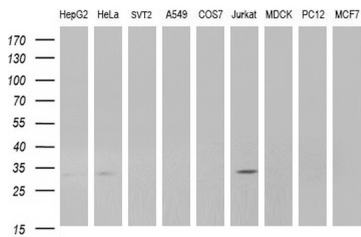
Technical Details

Immunogen	Full length human recombinant protein of human ANKRD49 (NP_060174) produced in HEK293T cell.
Isotype	IgG1
Concentration	1 mg/ml
Purification	Purified from mouse ascites fluids or tissue culture supernatant by affinity chromatography (protein A/G)
Suggested Dilutions	WB 1:400~4000 IF 1:100

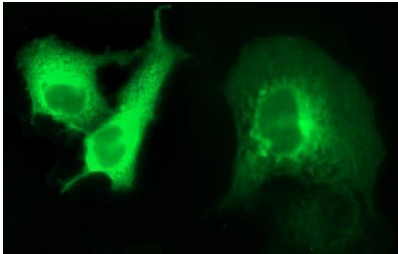
Anti-ANKRD49 Mouse Monoclonal Antibody [Clone ID: OTI3E4] (M14594) Images



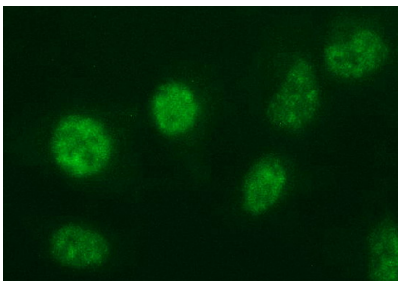
HEK293T cells were transfected with the pCMV6-ENTRY control (Left lane) or pCMV6-ENTRY ANKRD49 (Right lane) cDNA for 48 hrs and lysed. Equivalent amounts of cell lysates (5 ug per lane) were separated by SDS-PAGE and immunoblotted with anti-ANKRD49.



Western blot analysis of extracts (35ug) from 9 different cell lines by using anti-ANKRD49 monoclonal antibody (HepG2: human; HeLa: human; SVT2: mouse; A549: human; COS7: monkey; Jurkat: human; MDCK: canine; PC12: rat; MCF7: human).



Anti-ANKRD49 mouse monoclonal antibody (M14594) immunofluorescent staining of COS7 cells transiently transfected by pCMV6-ENTRY ANKRD49.



Immunofluorescent staining of HeLa cells using anti-ANKRD49 mouse monoclonal antibody (M14594).

Submit a product review to Biocompare.com

Submit a review of this product to Biocompare.com to receive a \$20 Amazon.com giftcard! Your reviews help your fellow scientists make the right decisions. Thank you for your contribution.



Anti-ANKRD49 Mouse Monoclonal Antibody [Clone ID: OTI3E4]

For Research Use Only. Not for use in diagnostic procedures.