

## Anti-TCP11L2 Mouse Monoclonal Antibody [Clone ID: OTI2H4]

Catalog Number: M18041-1

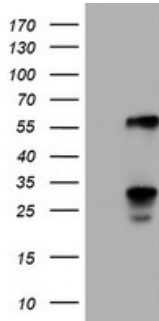
### Overview

Product Name	Anti-TCP11L2 Mouse Monoclonal Antibody [Clone ID: OTI2H4]
Reactive Species	Human
Description	Boster Bio TCP11L2 mouse monoclonal antibody, clone OTI2H4 (formerly 2H4). Catalog# M18041-1. Tested in FC, IHC, WB. This antibody reacts with Human.
Application	Flow Cytometry, IHC, WB
Clonality	Monoclonal OTI2H4
Formulation	PBS (pH 7.3) containing 1% stabilizing protein, 50% glycerol and 0.02% sodium azide. This antibody is supplied in a stabilized formulation. Compatibility with conjugation reactions depends on the chemistry of the conjugation method used. For conjugation methods that are not compatible with the stabilizing components present in this formulation, a carrier-free antibody format is required.
Storage Instructions	Store at -20°C as received.
Host	Mouse
Uniprot ID	Q8N4U5

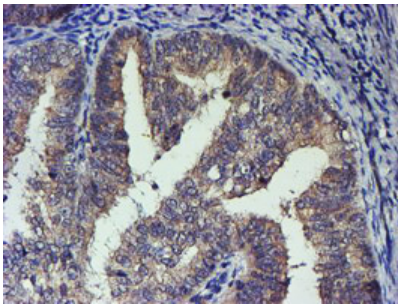
### Technical Details

Immunogen	Full length human recombinant protein of human TCP11L2 (NP_689985) produced in HEK293T cell.
Isotype	IgG2a
Concentration	0.73 mg/ml
Purification	Purified from mouse ascites fluids or tissue culture supernatant by affinity chromatography (protein A/G)
Suggested Dilutions	WB 1:2000 IHC 1:150 Flow Cytometry 1:100

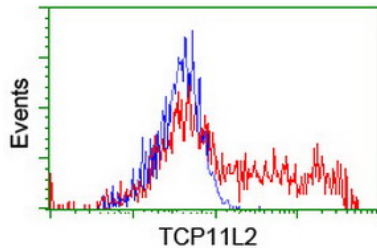
## Anti-TCP11L2 Mouse Monoclonal Antibody [Clone ID: OTI2H4] (M18041-1) Images



HEK293T cells were transfected with the pCMV6-ENTRY control (Left lane) or pCMV6-ENTRY TCP11L2 (Right lane) cDNA for 48 hrs and lysed. Equivalent amounts of cell lysates (5 ug per lane) were separated by SDS-PAGE and immunoblotted with anti-TCP11L2.



Immunohistochemical staining of paraffin-embedded Adenocarcinoma of Human endometrium tissue using anti-TCP11L2 mouse monoclonal antibody. (Heat-induced epitope retrieval by 10mM citric buffer)



HEK293T cells transfected with either TCP11L2 (Myc-DDK-tagged) overexpress plasmid (Red) or empty vector control plasmid (Blue) were immunostained by anti-TCP11L2 antibody (M18041-1)

### Submit a product review to Biocompare.com

Submit a review of this product to Biocompare.com to receive a \$20 Amazon.com giftcard! Your reviews help your fellow scientists make the right decisions. Thank you for your contribution.



Anti-TCP11L2 Mouse Monoclonal Antibody [Clone ID: OTI2H4]

For Research Use Only. Not for use in diagnostic procedures.