

Anti-ZNF705D Mouse Monoclonal Antibody [Clone ID: OTI1G1]

Catalog Number: M18589

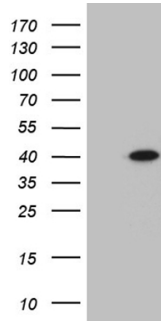
Overview

Product Name	Anti-ZNF705D Mouse Monoclonal Antibody [Clone ID: OTI1G1]
Reactive Species	Human
Description	Boster Bio ZNF705D mouse monoclonal antibody, clone OTI1G1. Catalog# M18589. Tested in IHC, WB. This antibody reacts with Human.
Application	IHC, WB
Clonality	Monoclonal OTI1G1
Formulation	PBS (pH 7.3) containing 1% stabilizing protein, 50% glycerol and 0.02% sodium azide. This antibody is supplied in a stabilized formulation. Compatibility with conjugation reactions depends on the chemistry of the conjugation method used. For conjugation methods that are not compatible with the stabilizing components present in this formulation, a carrier-free antibody format is required.
Storage Instructions	Store at -20°C as received.
Host	Mouse
Uniprot ID	POCH99

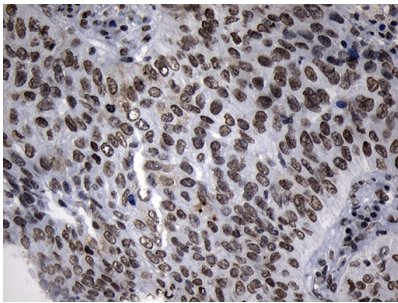
Technical Details

Immunogen	Full length human recombinant protein of human ZNF705D (NP_001034704) produced in E.coli.
Isotype	IgG1
Concentration	1 mg/ml
Purification	Purified from mouse ascites fluids or tissue culture supernatant by affinity chromatography (protein A/G)
Suggested Dilutions	WB 1:2000 IHC 1:500

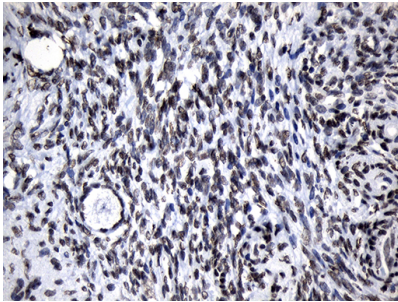
Anti-ZNF705D Mouse Monoclonal Antibody [Clone ID: OTI1G1] (M18589) Images



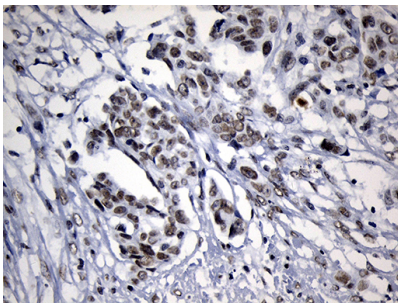
HEK293T cells were transfected with the pCMV6-ENTRY control (Left lane) or pCMV6-ENTRY ZNF705D (Right lane) cDNA for 48 hrs and lysed. Equivalent amounts of cell lysates (5 ug per lane) were separated by SDS-PAGE and immunoblotted with anti-ZNF705D (1:2000).



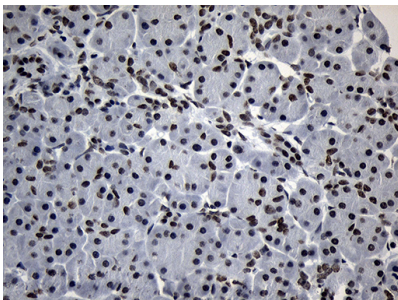
Immunohistochemical staining of paraffin-embedded Carcinoma of Human lung tissue using anti-ZNF705D mouse monoclonal antibody. (Heat-induced epitope retrieval by 1mM EDTA in 10mM Tris buffer (pH8.5) at 120°C for 3min)



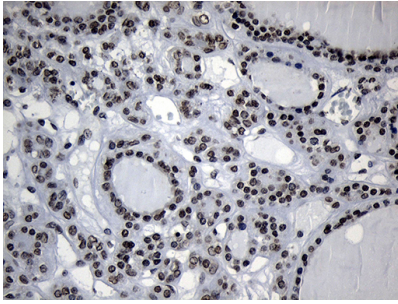
Immunohistochemical staining of paraffin-embedded Human Ovary tissue within the normal limits using anti-ZNF705D mouse monoclonal antibody. (Heat-induced epitope retrieval by 1mM EDTA in 10mM Tris buffer (pH8.5) at 120°C for 3min)



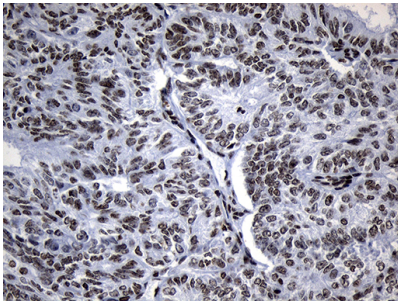
Immunohistochemical staining of paraffin-embedded Adenocarcinoma of Human ovary tissue using anti-ZNF705D mouse monoclonal antibody. (Heat-induced epitope retrieval by 1mM EDTA in 10mM Tris buffer (pH8.5) at 120°C for 3min)



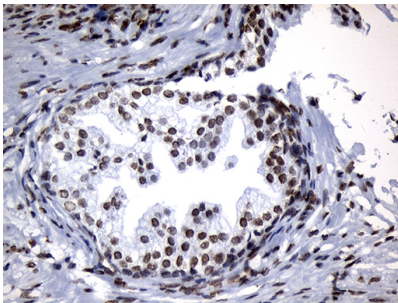
Immunohistochemical staining of paraffin-embedded Human pancreas tissue within the normal limits using anti-ZNF705D mouse monoclonal antibody. (Heat-induced epitope retrieval by 1mM EDTA in 10mM Tris buffer (pH8.5) at 120°C for 3min)



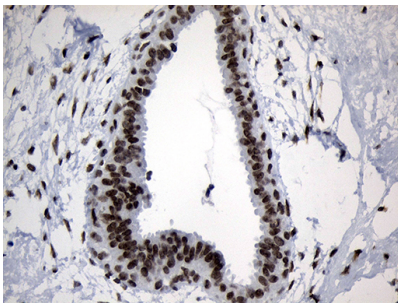
Immunohistochemical staining of paraffin-embedded Carcinoma of Human thyroid tissue using anti-ZNF705D mouse monoclonal antibody. (Heat-induced epitope retrieval by 1mM EDTA in 10mM Tris buffer (pH8.5) at 120Å°C for 3min)



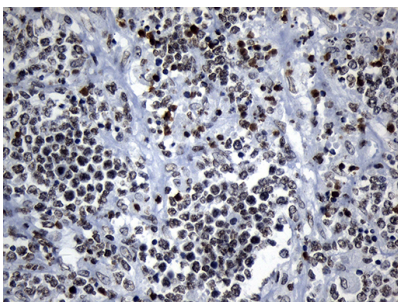
Immunohistochemical staining of paraffin-embedded Adenocarcinoma of Human endometrium tissue using anti-ZNF705D mouse monoclonal antibody. (Heat-induced epitope retrieval by 1mM EDTA in 10mM Tris buffer (pH8.5) at 120Å°C for 3min)



Immunohistochemical staining of paraffin-embedded Human prostate tissue within the normal limits using anti-ZNF705D mouse monoclonal antibody. (Heat-induced epitope retrieval by 1mM EDTA in 10mM Tris buffer (pH8.5) at 120Å°C for 3min)

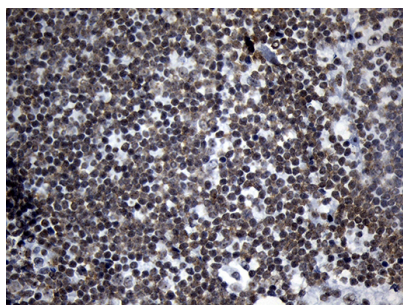


Immunohistochemical staining of paraffin-embedded Human breast tissue within the normal limits using anti-ZNF705D mouse monoclonal antibody. (Heat-induced epitope retrieval by 1mM EDTA in 10mM Tris buffer (pH8.5) at 120Å°C for 3min)



Immunohistochemical staining of paraffin-embedded Human lymphoma tissue using anti-ZNF705D mouse monoclonal antibody. (Heat-induced epitope retrieval by 1mM EDTA in 10mM Tris buffer (pH8.5) at 120Å°C for 3min)

Immunohistochemical staining of paraffin-embedded Human tonsil within the normal limits using anti-ZNF705D mouse



monoclonal antibody. (Heat-induced epitope retrieval by 1mM EDTA in 10mM Tris buffer (pH8.5) at 120°C for 3min)

Submit a product review to Biocompare.com

Submit a review of this product to Biocompare.com to receive a \$20 Amazon.com giftcard! Your reviews help your fellow scientists make the right decisions. Thank you for your contribution.



Anti-ZNF705D Mouse Monoclonal Antibody [Clone ID: OTI1G1]

For Research Use Only. Not for use in diagnostic procedures.