BOSTER
antibody and ELISA experts

BOSTER BIOLOGICAL TECHNOLOGY
3942 B Valley Ave, Pleasanton, CA 94566
888-466-3604 | support@bosterbio.com | www.bosterbio.com

Anti-CCN2 / CTGF Reference Antibody (pamrevlumab)

Catalog Number: M29279

Overview

Product Name	Anti-CCN2 / CTGF Reference Antibody (pamrevlumab)
Reactive Species	Human, Mouse, Rabbit, Rat
Description	Boster Bio Anti-CCN2 / CTGF Reference Antibody (pamrevlumab) (Catalog # M29279). Tested in Flow Cytometry, ELISA, FTA. This antibody reacts with Rat, Human, Mouse, Rabbit. Endotoxin: < 0.1006EU/ug,determined by LAL method. Expression system: CHO Cell
Application	ELISA, Flow Cytometry, Functional Assay, Kinetics
Clonality	Monoclonal
Formulation	Purified monoclonal antibody supplied in PBS, pH6.0, without preservative.This antibody is purified through a protein A column.
Storage Instructions	Maintain refrigerated at 2–8°C for up to 2 weeks. For long-term storage, aliquot and store at -20°C to avoid repeated freeze-thaw cycles.
Uniprot ID	P29279

Technical Details

Isotype	IgG1
Form	Liquid

BOSTER
antibody and ELISA experts

BOSTER BIOLOGICAL TECHNOLOGY
3942 B Valley Ave, Pleasanton, CA 94566
888-466-3604 | support@bosterbio.com | www.bosterbio.com

Anti-CCN2 / CTGF Reference Antibody (pamrevlumab) (M29279) Images

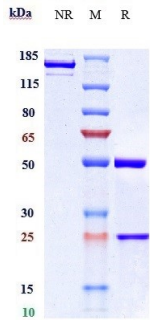

Anti-CCN2/CTGF Reference Antibody (pamrevlumab) on SDS-PAGE under reducing (R) condition. The gel was stained with Coomassie Blue. The purity of the protein is greater than 95%

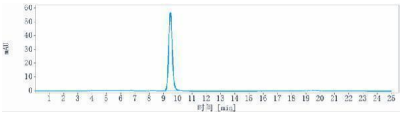

The purity of Anti-CCN2/CTGF Reference Antibody (pamrevlumab)is more than 100%

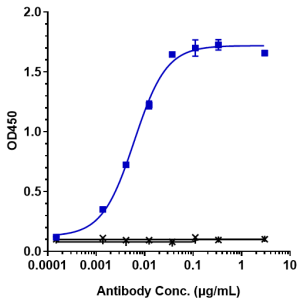

Immobilized human CTGF His at 2 &mug/mL can bind Anti-CCN2/CTGF Reference Antibody (pamrevlumab)

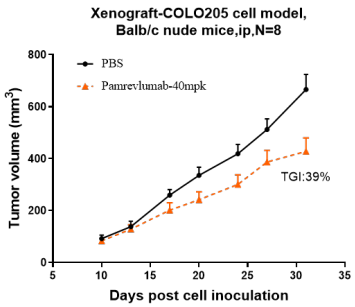

Pamrevlumab inhibited the tumor growth of COLO205 on Balb/c nude mice. The result showed significant anti-tumor effects

Submit a product review to Biocompare.com

Submit a review of this product to Biocompare.com to receive a $20 Amazon.com giftcard! Your reviews help your fellow scientists make the right decisions. Thank you for your contribution.

For Research Use Only. Not for use in diagnostic procedures.