

## Anti-CFAP299 Mouse Monoclonal Antibody [Clone ID: OTI1A6]

Catalog Number: M31765

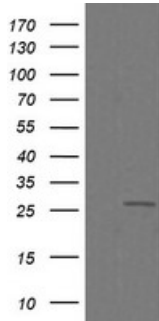
### Overview

Product Name	Anti-CFAP299 Mouse Monoclonal Antibody [Clone ID: OTI1A6]
Reactive Species	Human
Description	Boster Bio C4orf22 mouse monoclonal antibody, clone OTI1A6. Catalog# M31765. Tested in IHC, WB. This antibody reacts with Human.
Application	IHC, WB
Clonality	Monoclonal OTI1A6
Formulation	PBS (pH 7.3) containing 1% stabilizing protein, 50% glycerol and 0.02% sodium azide. This antibody is supplied in a stabilized formulation. Compatibility with conjugation reactions depends on the chemistry of the conjugation method used. For conjugation methods that are not compatible with the stabilizing components present in this formulation, a carrier-free antibody format is required.
Storage Instructions	Store at -20°C as received.
Host	Mouse
Uniprot ID	Q6V702

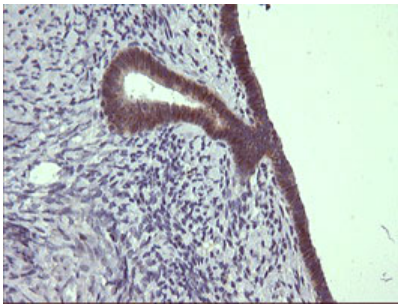
### Technical Details

Immunogen	Full length human recombinant protein of human C4orf22 (NP_689983) produced in HEK293T cell.
Isotype	IgG1
Concentration	1 mg/ml
Purification	Purified from mouse ascites fluids or tissue culture supernatant by affinity chromatography (protein A/G)
Suggested Dilutions	WB 1:2000 IHC 1:150

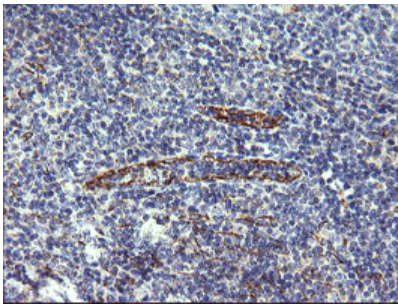
## Anti-CFAP299 Mouse Monoclonal Antibody [Clone ID: OTI1A6] (M31765) Images



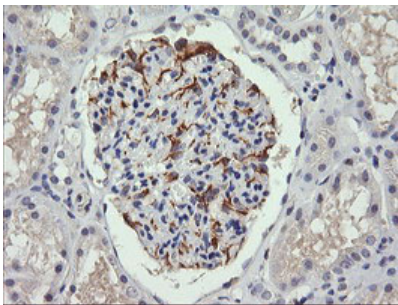
HEK293T cells were transfected with the pCMV6-ENTRY control (Left lane) or pCMV6-ENTRY C4orf22 (Right lane) cDNA for 48 hrs and lysed. Equivalent amounts of cell lysates (5 ug per lane) were separated by SDS-PAGE and immunoblotted with anti-C4orf22.



Immunohistochemical staining of paraffin-embedded Human endometrium tissue within the normal limits using anti-C4orf22 mouse monoclonal antibody. (Heat-induced epitope retrieval by 10mM citric buffer)



Immunohistochemical staining of paraffin-embedded Human tonsil within the normal limits using anti-C4orf22 mouse monoclonal antibody. (Heat-induced epitope retrieval by 10mM citric buffer)



Immunohistochemical staining of paraffin-embedded Human Kidney tissue within the normal limits using anti-C4orf22 mouse monoclonal antibody. (Heat-induced epitope retrieval by 10mM citric buffer)

**Submit a product review to Biocompare.com**

Submit a review of this product to Biocompare.com to receive a \$20 Amazon.com giftcard! Your reviews help your fellow scientists make the right decisions. Thank you for your contribution.



For Research Use Only. Not for use in diagnostic procedures.