

Anti-HN1 Rabbit Monoclonal Antibody

Catalog Number: M31925

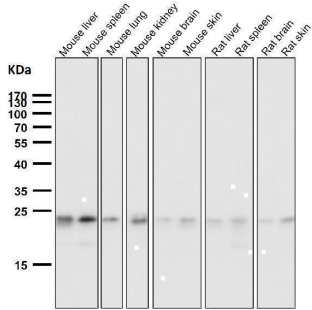
Overview

Product Name	Anti-HN1 Rabbit Monoclonal Antibody
Reactive Species	Human, Mouse, Rat
Description	Boster Bio Anti-HN1 Rabbit Monoclonal Antibody catalog # M31925. Tested in WB, ICC/IF, Flow Cytometry applications. This antibody reacts with Human, Mouse, Rat.
Application	Flow Cytometry, IF, ICC, WB
Clonality	Monoclonal 31J27
Formulation	Rabbit IgG in stabilizing components, phosphate buffered saline, pH 7.4, 150mM NaCl, 0.02% sodium azide and 50% glycerol. *This antibody is supplied in a stabilized formulation. Compatibility with conjugation reactions depends on the chemistry of the conjugation method used. For conjugation methods that are not compatible with the stabilizing components present in this formulation, a carrier-free antibody format is required.
Storage Instructions	Store at -20°C for one year. For short term storage and frequent use, store at 4°C for up to one month. Avoid repeated freeze-thaw cycles.
Host	Rabbit
Uniprot ID	Q9UK76

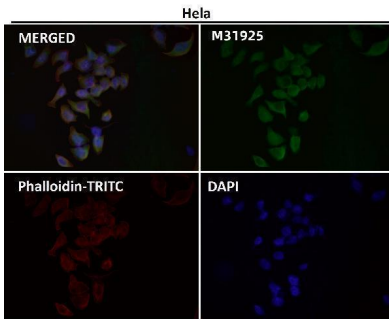
Technical Details

Immunogen	A synthesized peptide derived from human HN1
Isotype	IgG
Form	Liquid
Concentration	0.5mg/ml
Purification	Affinity-chromatography
Suggested Dilutions	WB 1:500-2000 ICC/IF 1:50-200 FC 1:50

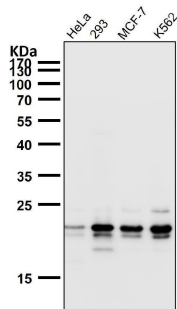
Anti-HN1 Rabbit Monoclonal Antibody (M31925) Images



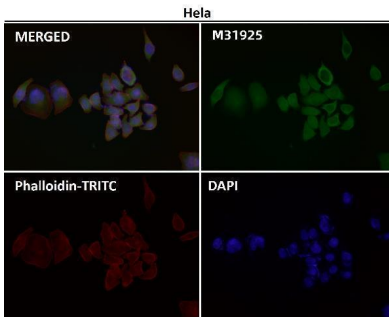
All lanes use the Antibody at 1:1W dilution for 1 hour at room temperature.



Immunofluorescent analysis using the Antibody at 1:150 dilution.


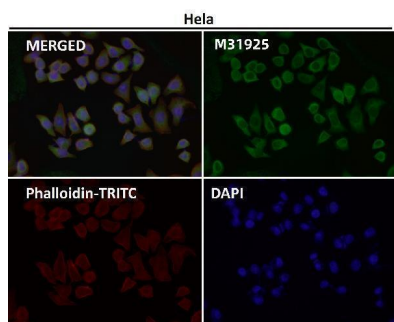


All lanes use the Antibody at 1:1W dilution for 1 hour at room temperature.



Immunofluorescent analysis using the Antibody at 1:500 dilution.

Immunofluorescent analysis using the Antibody at 1:50 dilution.



Western blot analysis of HN1 expression in HeLa cell lysate.

Submit a product review to [Biocompare.com](https://www.biocompare.com)

Submit a review of this product to [Biocompare.com](https://www.biocompare.com) to receive a \$20 Amazon.com giftcard! Your reviews help your fellow scientists make the right decisions. Thank you for your contribution.



Anti-HN1 Rabbit Monoclonal Antibody

For Research Use Only. Not for use in diagnostic procedures.