BOSTER BIOLOGICAL TECHNOLOGY
3942 B Valley Ave, Pleasanton, CA 94566
888-466-3604 | support@bosterbio.com | www.bosterbio.com

Anti-Spike RBD Reference Antibody (Etesevimab)

Catalog Number: M34012-2

Submit a product review to Biocompare.com

Submit a review of this product to Biocompare.com to receive a $20 Amazon.com giftcard! Your reviews help your fellow scientists make the right decisions. Thank you for your contribution.

Overview

Product Name	Anti-Spike RBD Reference Antibody (Etesevimab)
Reactive Species	Influenza A virus
Description	Boster Bio Anti-Spike RBD Reference Antibody (Etesevimab) (Catalog # M34012-2). Tested in Flow Cytometry, ELISA, FTA. This antibody reacts with Influenza A virus. Endotoxin: < 0.1013EU/ug,determined by LAL method. Expression system: CHO Cell
Application	ELISA, Flow Cytometry, Functional Assay, Kinetics
Clonality	Monoclonal
Formulation	Purified monoclonal antibody supplied in PBS, pH6.0, without preservative.This antibody is purified through a protein A column.
Storage Instructions	Maintain refrigerated at 2–8°C for up to 2 weeks. For long-term storage, aliquot and store at -20°C to avoid repeated freeze-thaw cycles.

Technical Details

Isotype	IgG1
Form	Liquid

BOSTER BIOLOGICAL TECHNOLOGY
3942 B Valley Ave, Pleasanton, CA 94566
888-466-3604 | support@bosterbio.com | www.bosterbio.com

Anti-Spike RBD Reference Antibody (Etesevimab) (M34012-2) Images

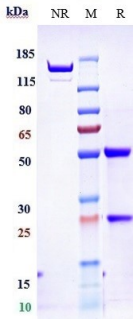

Anti-Spike RBD Reference Antibody (Etesevimab) on SDS-PAGE under reducing (R) condition. The gel was stained with Coomassie Blue. The purity of the protein is greater than 95%

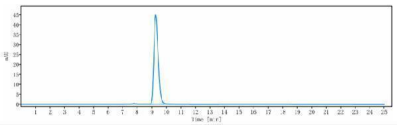

The purity of Anti-Spike RBD Reference Antibody (Etesevimab)is more than 98.76%

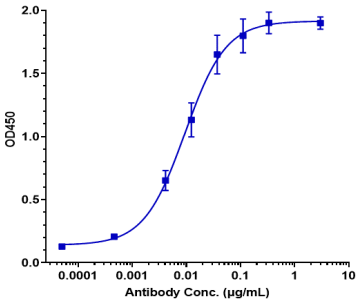

Immobilized 2019nCoV RBD His at 2 &mug/mL can bind Anti-Spike RBD Reference Antibody (Etesevimab)

Anti-Spike RBD Reference Antibody (Etesevimab)

For Research Use Only. Not for use in diagnostic procedures.