

Anti-Phospho PIP5K (Ser307) Antibody

Catalog Number: P02638

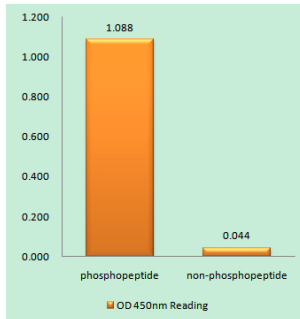
Overview

Product Name	Anti-Phospho PIP5K (Ser307) Antibody
Reactive Species	Human, Mouse, Rat
Description	Boster Bio Anti-Phospho PIP5K (Ser307) Antibody (Catalog# P02638). Tested in IHC, ICC, IF, ELISA applications. This antibody reacts with Human, Mouse, Rat.
Application	ELISA, IF, IHC, ICC
Clonality	Polyclonal
Formulation	PBS containing 50% glycerol, 0.5% stabilizing protein and 0.02% sodium azide. This antibody is supplied in a stabilized formulation. Compatibility with conjugation reactions depends on the chemistry of the conjugation method used. For conjugation methods that are not compatible with the stabilizing components present in this formulation, a carrier-free antibody format is required.
Storage Instructions	Store at -20°C for one year. For short-term storage and frequent use, store at 4°C for up to one month. Avoid repeated freeze-thaw cycles.
Host	Rabbit
Uniprot ID	Q9Y2I7

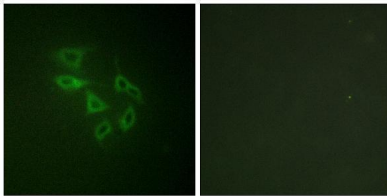
Technical Details

Immunogen	A peptide derived from human PIP5K around the phosphorylation site of Ser307. Immunogen sequence location: 273-322
Isotype	Rabbit IgG
Form	Liquid
Concentration	0.5-1mg/ml, actual concentration vary by lot. Use suggested dilution ratio to decide dilution procedure.
Purification	The antibody was purified from rabbit antiserum by affinity-chromatography using phospho peptide. The antibody against non-phospho peptide was removed by chromatography using corresponding non-phospho peptide.
Suggested Dilutions	IHC 1:100 - 1:300. ICC/IF 1:200 - 1:1000. ELISA: 1:10000. Not yet tested in other applications.

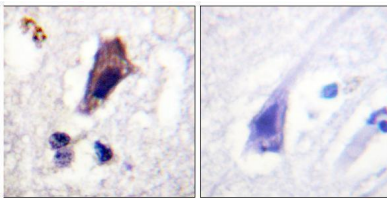
Anti-Phospho PIP5K (Ser307) Antibody (P02638) Images



Enzyme-Linked Immunosorbent Assay (Phospho-ELISA) for Immunogen Phosphopeptide (Phospho-left) and Non-Phosphopeptide (Phospho-right), using PIP5K (Phospho-Ser307) Antibody



Immunofluorescence analysis of HeLa cells, using PIP5K (Phospho-Ser307) Antibody. The picture on the right is blocked with the phospho peptide.



Immunohistochemistry analysis of paraffin-embedded human brain, using PIP5K (Phospho-Ser307) Antibody. The picture on the right is blocked with the phospho peptide.

Submit a product review to Biocompare.com

Submit a review of this product to Biocompare.com to receive a \$20 Amazon.com giftcard! Your reviews help your fellow scientists make the right decisions. Thank you for your contribution.



Anti-Phospho PIP5K (Ser307) Antibody

For Research Use Only. Not for use in diagnostic procedures.