

Anti-Annexin IV/ANXA4 Antibody Picoband®

Catalog Number: PA1007-1

About ANXA4

Annexin IV, also known as placental anticoagulant protein II, or zymogen granule membrane-associated protein, 36-KD (ZAP36), is one of the family of calcium-dependent phospholipid-binding proteins whose normal function is uncertain. Annexin IV has 45 to 59% identity with other members of the annexin family. Annexin IV gene spans 18 to 56 kb. And it is located on mouse chromosome 6 in a region of conserved synteny with human chromosome 2. Rat annexin IV is ubiquitously expressed in epithelial tissues. Zap36 associated with zymogen granule membranes in dog and rat pancreas. Human annexin IV gene is mapped to chromosome 2p13.

Overview

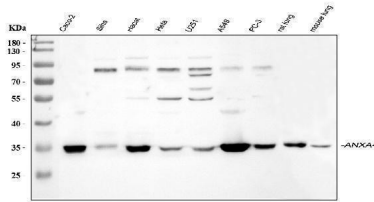
Product Name	Anti-Annexin IV/ANXA4 Antibody Picoband®
Reactive Species	Human, Mouse, Rat
Description	Boster Bio Anti-Annexin IV/ANXA4 Antibody catalog # PA1007-1. Tested in IHC, WB applications. This antibody reacts with Human, Mouse, Rat. The brand Picoband indicates this is a premium antibody that guarantees superior quality, high affinity, and strong signals with minimal background in Western blot applications. Only our best-performing antibodies are designated as Picoband, ensuring unmatched performance.
Application	IHC, WB
Clonality	Polyclonal
Formulation	Each vial contains antibody formulated with stabilizing components, 0.9mg NaCl, 0.2mg Na ₂ HPO ₄ , 0.05mg Thimerosal, 0.05mg NaN ₃ . *This antibody is supplied in a stabilized formulation. Compatibility with conjugation reactions depends on the chemistry of the conjugation method used. For conjugation methods that are not compatible with the stabilizing components present in this formulation, a carrier-free antibody format is required.
Storage Instructions	Store at -20°C for one year from date of receipt. After reconstitution, at 4°C for one month. It can also be aliquotted and stored frozen at -20°C for six months. Avoid repeated freeze-thaw cycles.
Host	Rabbit
Uniprot ID	P09525

Technical Details

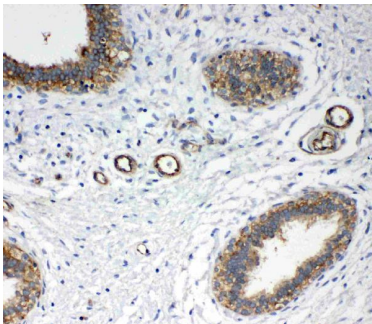
Immunogen	A synthetic peptide corresponding to a sequence at the N-terminus of human Annexin IV, different from the related mouse and rat sequences by one amino acid.
Recommended Detection Systems	Boster recommends Enhanced Chemiluminescent Kit with anti-Rabbit IgG (EK1002) for Western blot, and HRP Conjugated anti-Rabbit IgG Super Vision Assay Kit (SV0002-1) for IHC(P).
Cross Reactivity	No cross-reactivity with other proteins

Isotype	Rabbit IgG
Form	Lyophilized
Concentration	Adding 0.2 ml of distilled water will yield a concentration of 500 ug/ml.
Purification	Immunogen affinity purified.
Suggested Dilutions	Immunohistochemistry (Paraffin-embedded Section), 0.5-1ug/ml, Human, Rat, Mouse Western blot, 0.1-0.5ug/ml, Human, Mouse, Rat

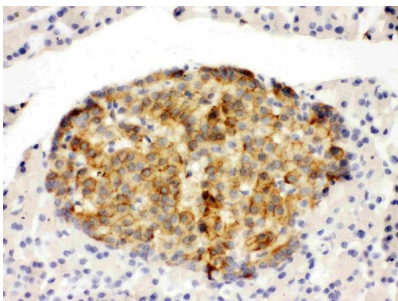
Anti-Annexin IV/ANXA4 Antibody Picoband® (PA1007-1) Images



Western blot analysis of Annexin IV/ANXA4 using anti-Annexin IV/ANXA4 antibody (PA1007-1). Electrophoresis was performed on a 5-20% SDS-PAGE gel at 70V (Stacking gel) / 90V (Resolving gel) for 2-3 hours. The sample well of each lane was loaded with 30 ug of sample under reducing conditions. Lane 1: human Caco-2 whole cell lysates, Lane 2: human SiHa whole cell lysates, Lane 3: human Hacat whole cell lysates, Lane 4: human Hela whole cell lysates, Lane 5: human U251 whole cell lysates, Lane 6: human A549 whole cell lysates, Lane 7: human PC-3 whole cell lysates, Lane 8: rat lung tissue lysates, Lane 9: mouse lung tissue lysates. After electrophoresis, proteins were transferred to a nitrocellulose membrane at 150 mA for 50-90 minutes. Blocked the membrane with 5% non-fat milk/TBS for 1.5 hour at RT. The membrane was incubated with rabbit anti-Annexin IV/ANXA4 antigen affinity purified polyclonal antibody (Catalog # PA1007-1) at 0.5 ug/mL overnight at 4°C, then washed with TBS-0.1%Tween 3 times with 5 minutes each and probed with a goat anti-rabbit IgG-HRP secondary antibody at a dilution of 1:5000 for 1.5 hour at RT. The signal is developed using an Enhanced Chemiluminescent detection (ECL) kit (Catalog # EK1002) with Tanon 5200 system. A specific band was detected for Annexin IV/ANXA4 at approximately 36 kDa. The expected band size for Annexin IV/ANXA4 is at 36 kDa.



IHC analysis of Annexin IV/ANXA4 using anti-Annexin IV/ANXA4 antibody (PA1007-1). Annexin IV/ANXA4 was detected in a paraffin-embedded section of Human Mammary Cancer tissue. Heat mediated antigen retrieval was performed in EDTA buffer (pH 8.0, epitope retrieval solution). The tissue section was blocked with 10% goat serum. The tissue section was then incubated with 1 ug/ml rabbit anti-Annexin IV/ANXA4 Antibody (PA1007-1) overnight at 4°C. Peroxidase Conjugated Goat Anti-rabbit IgG was used as secondary antibody and incubated for 30 minutes at 37°C. The tissue section was developed using HRP Conjugated Rabbit IgG Super Vision Assay Kit (Catalog # SV0002) with DAB as the chromogen.



IHC analysis of Annexin IV/ANXA4 using anti-Annexin IV/ANXA4 antibody (PA1007-1). Annexin IV/ANXA4 was detected in a paraffin-embedded section of Rat Pancreas tissue. Heat mediated antigen retrieval was performed in EDTA buffer (pH 8.0, epitope retrieval solution). The tissue section was blocked with 10% goat serum. The tissue section was then incubated with 1 ug/ml rabbit anti-Annexin IV/ANXA4 Antibody (PA1007-1) overnight at 4°C. Peroxidase Conjugated Goat Anti-rabbit IgG was used as secondary antibody and incubated for 30 minutes at 37°C. The tissue section was developed using HRP Conjugated Rabbit IgG Super Vision Assay Kit (Catalog # SV0002) with DAB as the chromogen.

2 Publications Citing This Product

1. PubMed ID: 10.3892/ol.2012.959, Annexin A1, A2, A4 and A5 play important roles in breast cancer, pancreatic cancer and laryngeal carcinoma, alone and/or synergistically

2. PubMed ID: 30242262, Annexin A1, A2, A4 and A5 play important roles in breast cancer, pancreatic cancer and laryngeal carcinoma, alone and/or synergistically

Visit bosterbio.com/anti-annexin-iv-antibody-pa1007-1-boster.html to see all 2 publications.

Submit a product review to Biocompare.com

Submit a review of this product to Biocompare.com to receive a \$20 Amazon.com giftcard! Your reviews help your fellow scientists make the right decisions. Thank you for your contribution.



Anti-Annexin IV/ANXA4 Antibody

For Research Use Only. Not for use in diagnostic procedures.