

## Anti-Annexin V/ANXA5 Antibody Picoband®

Catalog Number: PA1008

### About ANXA5

Annexin V also known as endonexin II (ENX2), or placental protein 4 (PP4). Endonexin II is a member of the family of Ca<sup>2+</sup>-dependent phospholipid binding proteins, known as annexins. It binds to the phospholipids that are preferentially located on the cytosolic face of the plasma membrane. It has a relative molecular weight of about 35,000. The gene lies on mouse chromosome 3 in close linkage with the fibroblast growth factor 2 (basic) gene and is syntenic with other genes known to have orthologous counterparts on human chromosome 4q. The PP4 cDNA encoded a protein of 320 amino acid residues. A single mRNA, approximately 1.6 kb long, was found to be expressed in human cell lines and placenta. PP4 is an anticoagulant protein that acts as an indirect inhibitor of the thromboplastin-specific complex, which is involved in the blood coagulation cascade.

### Overview

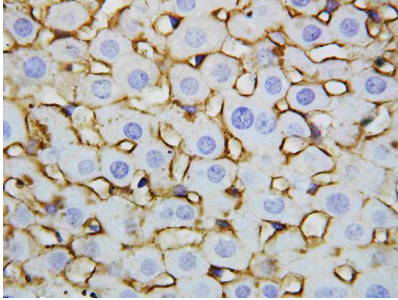
Product Name	Anti-Annexin V/ANXA5 Antibody Picoband®
Reactive Species	Human, Mouse, Rat
Description	Boster Bio Anti-Annexin V/ANXA5 Antibody catalog # PA1008. Tested in IHC, ICC, WB applications. This antibody reacts with Human, Mouse, Rat. The brand Picoband indicates this is a premium antibody that guarantees superior quality, high affinity, and strong signals with minimal background in Western blot applications. Only our best-performing antibodies are designated as Picoband, ensuring unmatched performance.
Application	IHC, ICC, WB
Clonality	Polyclonal
Formulation	Each vial contains antibody formulated with stabilizing components, 0.9mg NaCl, 0.2mg Na <sub>2</sub> HPO <sub>4</sub> , 0.05mg Thimerosal, 0.05mg NaN <sub>3</sub> . *This antibody is supplied in a stabilized formulation. Compatibility with conjugation reactions depends on the chemistry of the conjugation method used. For conjugation methods that are not compatible with the stabilizing components present in this formulation, a carrier-free antibody format is required.
Storage Instructions	Store at -20°C for one year from date of receipt. After reconstitution, at 4°C for one month. It can also be aliquotted and stored frozen at -20°C for six months. Avoid repeated freeze-thaw cycles.
Host	Rabbit
Uniprot ID	P08758

### Technical Details

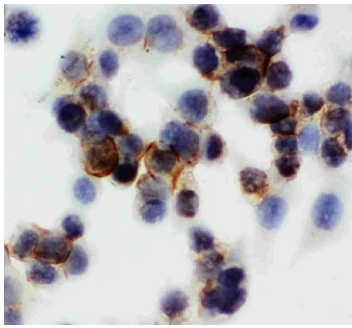
Immunogen	A synthetic peptide corresponding to a sequence in the middle region of human Annexin V, identical to the related rat and mouse sequences.
Recommended Detection Systems	Boster recommends Enhanced Chemiluminescent Kit with anti-Rabbit IgG (EK1002) for Western

	blot, and HRP Conjugated anti-Rabbit IgG Super Vision Assay Kit (SV0002-1) for IHC(P) and ICC.
Cross Reactivity	No cross-reactivity with other proteins
Isotype	Rabbit IgG
Form	Lyophilized
Concentration	Adding 0.2 ml of distilled water will yield a concentration of 500 ug/ml.
Purification	Immunogen affinity purified.
Suggested Dilutions	Immunocytochemistry , 0.5-1ug/ml, Human, - Immunohistochemistry (Paraffin-embedded Section), 0.5-1ug/ml, Human, Rat, Mouse Western blot, 0.1-0.5ug/ml, Human, Rat, Mouse

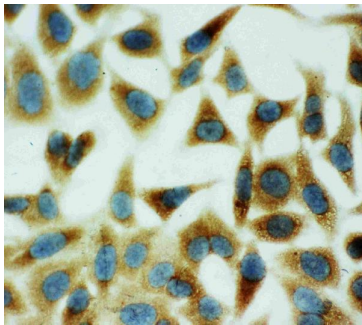
## Anti-Annexin V/ANXA5 Antibody Picoband® (PA1008) Images



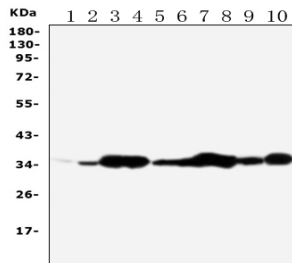
Anti-Annexin V antibody, PA1008, IHC(P)IHC(P): Rat Liver Tissue



Anti-Annexin V antibody, PA1008, ICCICC: HCT116 Cell



Anti-Annexin V antibody, PA1008, ICCICC: HELA Cell



Anti-Annexin V antibody, PA1008, Western blotting  
All lanes:  
Anti Annexin V (PA1008) at 0.5ug/ml  
Lane 1: Rat Brain Tissue Lysate at 50ug  
Lane 2: Rat Skeletal Muscle Tissue Lysate at 50ug  
Lane 3: Rat Ovary Tissue Lysate at 50ug  
Lane 4: Rat Lung Tissue Lysate at 50ug  
Lane 5: MCF-7 Whole Cell Lysate at 40ug  
Lane 6: SMMC Whole Cell Lysate at 40ug  
Lane 7: A549 Whole Cell Lysate at 40ug  
Lane 8: JURKAT Whole Cell Lysate at 40ug  
Lane 9: SGC Whole Cell Lysate at 40ug  
Lane 10: HT1080 Whole Cell Lysate at 40ug  
Predicted bind size: 36KD  
Observed bind size: 36KD

## 7 Publications Citing This Product

1. PubMed ID: 25850883, Sun X, Kang H, Yao Y, Chen H, Sun L, An W, Jiang E, Wang S, Hu X. Anticancer Drugs. 2015 Jul;26(6):641-8. Doi: 10.1097/Cad.0000000000000229. Dehydrocostus Lactone Suppressed The Proliferation, Migration, And Invasion Of Colorectal Carcinoma Throug...
2. PubMed ID: 25866772, Ji N, Li J, Wei Z, Kong F, Jin H, Chen X, Li Y, Deng Y. Biomed Res Int. 2015;2015:308475. Doi: 10.1155/2015/308475.

Epub 2015 Mar 19. Effect Of Celastrol On Growth Inhibition Of Prostate Cancer Cells Through The Regulation Of Herg Channel In Vitro.

3. PubMed ID: 24115395, Hu Xj, Dong Ng, Shi Jw, Deng C, Li Hd, Lu Cf. J Biomed Mater Res B Appl Biomater. 2014 Feb;102(2):322-36. Doi: 10.1002/Jbm.B.33010. Epub 2013 Sep 20. Evaluation Of A Novel Tetra-Functional Branched Poly(Ethylene Glycol) Crosslinker For Manufacture...

Visit [bosterbio.com/anti-annexin-v-antibody-pa1008-boster.html](http://bosterbio.com/anti-annexin-v-antibody-pa1008-boster.html) to see all 7 publications.

## Submit a product review to Biocompare.com

Submit a review of this product to Biocompare.com to receive a \$20 Amazon.com giftcard! Your reviews help your fellow scientists make the right decisions. Thank you for your contribution.



Anti-Annexin V/ANXA5 Antibody

For Research Use Only. Not for use in diagnostic procedures.