

Anti-Neuromodulin GAP43 Antibody Picoband®

Catalog Number: PA1037

About GAP43

Growth Associated Protein-43 (GAP-43), also known as nerve growth-related growth peptide GAP43, shares a high degree of homology between the sequence of the human gene and the rat gene. GAP-43 is considered a crucial component of an effective regenerative response in the nervous system. Somatic cell hybrids demonstrate localization of the GAP-43 gene to human chromosome 3 and to mouse chromosome 16. GAP-43 has been termed a "growth" or "plasticity" protein because it is expressed at high levels in neuronal growth cones during development and during axonal regeneration. GAP-43 regulates growth of axons and modulates the formation of new connections.

Overview

Product Name	Anti-Neuromodulin GAP43 Antibody Picoband®
Reactive Species	Human, Mouse, Rat
Description	Boster Bio Anti-Neuromodulin GAP43 Antibody catalog # PA1037. Tested in IHC, WB applications. This antibody reacts with Human, Mouse, Rat. The brand Picoband indicates this is a premium antibody that guarantees superior quality, high affinity, and strong signals with minimal background in Western blot applications. Only our best-performing antibodies are designated as Picoband, ensuring unmatched performance.
Application	IHC, WB
Clonality	Polyclonal
Formulation	Each vial contains antibody formulated with stabilizing components, 0.9mg NaCl, 0.2mg Na ₂ HPO ₄ , 0.05mg Thimerosal, 0.05mg NaN ₃ . *This antibody is supplied in a stabilized formulation. Compatibility with conjugation reactions depends on the chemistry of the conjugation method used. For conjugation methods that are not compatible with the stabilizing components present in this formulation, a carrier-free antibody format is required.
Storage Instructions	Store at -20°C for one year from date of receipt. After reconstitution, at 4°C for one month. It can also be aliquotted and stored frozen at -20°C for six months. Avoid repeated freeze-thaw cycles.
Host	Rabbit
Uniprot ID	P17677

Technical Details

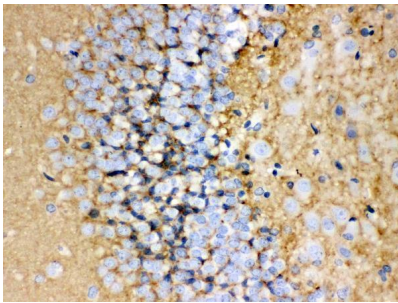
Immunogen	A synthetic peptide corresponding to a sequence at the C-terminus of human GAP43, different from the related mouse and rat sequences by one amino acid.
Recommended Detection Systems	Boster recommends Enhanced Chemiluminescent Kit with anti-Rabbit IgG (EK1002) for Western blot, and HRP Conjugated anti-Rabbit IgG Super Vision Assay Kit (SV0002-1) for IHC(P).
Cross Reactivity	No cross-reactivity with other proteins

Isotype	Rabbit IgG
Form	Lyophilized
Concentration	Adding 0.2 ml of distilled water will yield a concentration of 500 ug/ml.
Purification	Immunogen affinity purified.
Suggested Dilutions	Immunohistochemistry (Paraffin-embedded Section), 0.5-1ug/ml, Human, Rat, Mouse Western blot, 0.1-0.5ug/ml, Human, Mouse, Rat

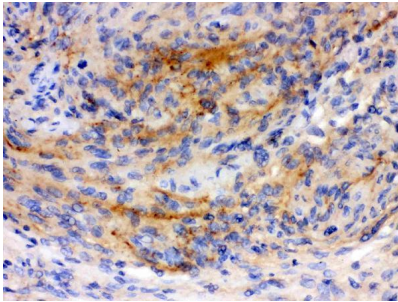
Anti-Neuromodulin GAP43 Antibody Picoband® (PA1037) Images



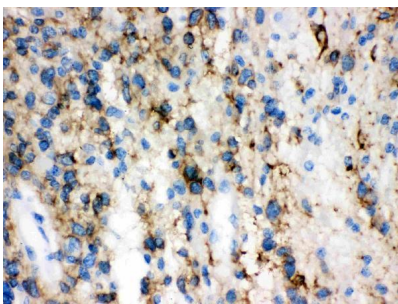
Anti-GAP43 antibody, PA1037, Western blotting
All lanes: Anti GAP43 (PA1037) at 0.5ug/ml
Lane 1: U87 Whole Cell Lysate at 40ug
Lane 2: Rat Brain Tissue Lysate at 50ug
Lane 3: Mouse Brain Tissue Lysate at 50ug
Predicted bind size: 43KD
Observed bind size: 43KD



Anti-GAP43 antibody, PA1037, IHC(P)IHC(P): Rat Brain Tissue



Anti-GAP43 antibody, PA1037, IHC(P)IHC(P): Human Meningeoma Tissue



Anti-GAP43 antibody, PA1037, IHC(P)IHC(P): Human Glioma Tissue

9 Publications Citing This Product

1. PubMed ID: 26136892, Fructus Corni extract-induced neuritogenesis in PC12 cells is associated with the suppression of stromal interaction molecule 1 expression and inhibition of Ca²⁺ influx
2. PubMed ID: 28054637, Liu H, Lv P, Zhu Y, Wu H, Zhang K, Xu F, Zheng L, Zhao J. Sci Rep. 2017 Jan 5;7:39869. doi: 10.1038/srep39869. Salidroside promotes peripheral nerve regeneration based on tissue engineering strategy using Schwann cells and PLGA: in vitro and in vivo

3. PubMed ID: 24457043, Chen Y, Wei G, Nie H, Lin Y, Tian H, Liu Y, Yu X, Cheng S, Yan R, Wang Q, Liu Dh, Deng W, Lai Y, Zhou Jh, Zhang Sx, Lin Ww, Chen Df. Brain Res. 2014 Mar 13;1552:41-54. Doi: 10.1016/J.Brainres.2014.01.005. Epub 2014 Jan 20. ??-Asarone Prevents Auto...

Visit bosterbio.com/anti-gap43-antibody-pa1037-boster.html to see all 9 publications.

Submit a product review to Biocompare.com

Submit a review of this product to Biocompare.com to receive a \$20 Amazon.com giftcard! Your reviews help your fellow scientists make the right decisions. Thank you for your contribution.



Anti-Neuromodulin GAP43 Antibody

For Research Use Only. Not for use in diagnostic procedures.