

Anti-Syndecan 4/SDC4 Antibody Picoband®

Catalog Number: PB9388

About SDC4

Syndecan 4 is also known as SDC4. The protein encoded by this gene is a transmembrane (type I) heparan sulfate proteoglycan and is a member of the syndecan proteoglycan family. The syndecans mediate cell binding, cell signaling, and cytoskeletal organization and syndecan receptors are required for internalization of the HIV-1 tat protein. The syndecan-1 protein functions as an integral membrane protein and participates in cell proliferation, cell migration and cell-matrix interactions via its receptor for extracellular matrix proteins. Altered syndecan-1 expression has been detected in several different tumor types. While several transcript variants may exist for this gene, the full-length nature of only two have been described to date. These two represent the major variants of this gene and encode the same protein.

Overview

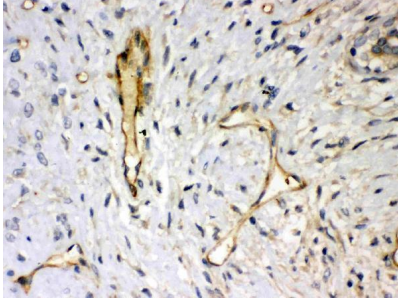
Product Name	Anti-Syndecan 4/SDC4 Antibody Picoband®
Reactive Species	Human, Mouse, Rat
Description	Boster Bio Anti-Syndecan 4/SDC4 Antibody Picoband® catalog # PB9388. Tested in IHC, WB applications. This antibody reacts with Human, Mouse, Rat. The brand Picoband indicates this is a premium antibody that guarantees superior quality, high affinity, and strong signals with minimal background in Western blot applications. Only our best-performing antibodies are designated as Picoband, ensuring unmatched performance.
Application	IHC, WB
Clonality	Polyclonal
Formulation	Each vial contains antibody formulated with stabilizing components, 0.9 mg NaCl, 0.2 mg Na ₂ HPO ₄ , and 0.05 mg NaN ₃ . *This antibody is supplied in a stabilized formulation. Compatibility with conjugation reactions depends on the chemistry of the conjugation method used. For conjugation methods that are not compatible with the stabilizing components present in this formulation, a carrier-free antibody format is required.
Storage Instructions	Store at -20°C for one year from date of receipt. After reconstitution, at 4°C for one month. It can also be aliquotted and stored frozen at -20°C for six months. Avoid repeated freeze-thaw cycles.
Host	Rabbit
Uniprot ID	P31431

Technical Details


Immunogen	A synthetic peptide corresponding to a sequence at the C-terminus of human Syndecan 4, identical to the related mouse and rat sequences.
Recommended Detection Systems	Boster recommends Enhanced Chemiluminescent Kit with anti-Rabbit IgG (EK1002) for Western

	blot, and HRP Conjugated anti-Rabbit IgG Super Vision Assay Kit (SV0002-1) for IHC(P).
Cross Reactivity	No cross-reactivity with other proteins.
Isotype	Rabbit IgG
Form	Lyophilized
Concentration	Adding 0.2 ml of distilled water will yield a concentration of 500 ug/ml.
Purification	Immunogen affinity purified.
Suggested Dilutions	Immunohistochemistry (Paraffin-embedded Section), 0.5-1ug/ml, Human, Mouse, Rat Western blot, 0.1-0.5ug/ml, Human, Rat

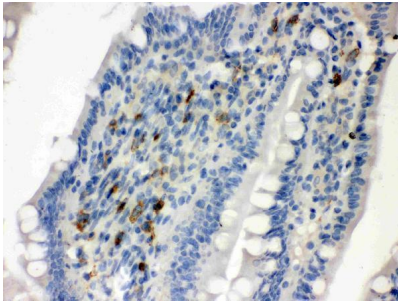
Anti-Syndecan 4/SDC4 Antibody Picoband® (PB9388) Images



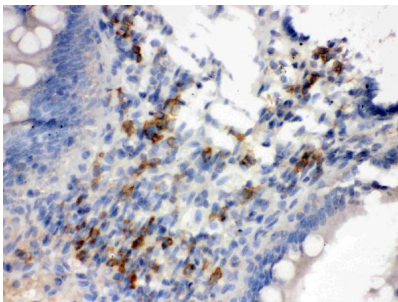
Anti-Syndecan 4 Picoband antibody, PB9388, IHC(P)IHC(P):
Human Mammary Cancer Tissue



Anti-Syndecan 4 Picoband antibody, PB9388, Western blotting
All lanes: Anti Syndecan 4 (PB9388) at 0.5ug/ml
Lane 1: MCF-7 Whole Cell Lysate at 40ug
Lane 2: SW620 Whole Cell Lysate at 40ug
Lane 3: Rat Lung Tissue Lysate at 50ug
Predicted bind size: 22KD
Observed bind size: 22KD



Anti-Syndecan 4 Picoband antibody, PB9388, IHC(P)IHC(P):
Rat Intestine Tissue



Anti-Syndecan 4 Picoband antibody, PB9388, IHC(P)IHC(P):
Mouse Intestine Tissue

1 Publications Citing This Product

1. PubMed ID: 31309562, Cai P, Lu Z, Jiang T, Wang Z, Yang Y, Zheng L, Zhao J. Syndecan-4 involves in the pathogenesis of rheumatoid arthritis by regulating the inflammatory response and apoptosis of fibroblast-like synoviocytes. *J Cell Physiol.* 2020 Feb; 235(2):1746-1758. doi:10.1002/jcp

Visit [bosterbio.com/anti-syndecan-4-picoband-trade-antibody-pb9388-boster.html](https://www.bosterbio.com/anti-syndecan-4-picoband-trade-antibody-pb9388-boster.html) to see all 1 publications.

Submit a product review to Biocompare.com

Submit a review of this product to Biocompare.com to receive a \$20 Amazon.com giftcard! Your reviews help your fellow scientists make the right decisions. Thank you for your contribution.



Anti-Syndecan 4/SDC4 Antibody

For Research Use Only. Not for use in diagnostic procedures.